

| 210 BOW RIDER |



The roomy, well-padded bow area offers plenty of storage and features a bow anchor compartment.

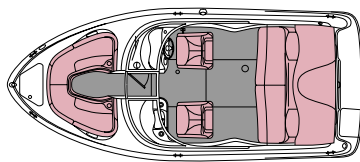
- High-performance vinylester resin resists moisture intrusion and forms the backbone of our five-year blister warranty.
- Hull constructed with five-axis mill technology.
- Vented chine hull design for improved performance.
- Complete package: matched boat, motor and trailer.

Specifications

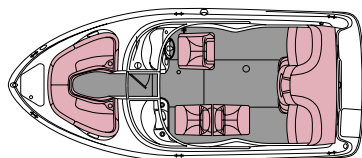
Overall length	21'0"	6.40 m
Beam	8'6"	2.59 m
Draft (stern drive down)	35"	88.9 cm
Draft (stern drive up)	18 1/2"	47 cm
Dry weight	3,400 lbs	1,542 kg
Fuel capacity	48 gal	181.7 L
Dead rise	21°	21°



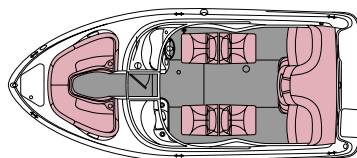
Sea Ray
A WORLD BEYOND THE MAINSTREAM.®
www.searay.com



Standard Seating Plan



Optional Seating Plan



Optional Seating Plan

Hull and deck features

Anchor Storage w/Hatch
Brass-Threaded Garboard Drain Plug
Gel-Coat (Pearl)
Gel-Coated Bilge Area
Gel-Coated Graphics (Red, Blue, Green)
Black & Gold (Tape Only)
High-Performance Vinylster Resin
Integral Swim Platform w/Concealed
Stainless Steel Three-Step Swim Ladder
Integral Ventilation
Meets Applicable USCG & ABYC Standards
Navigation Lights
NMMA Certification
PVC Rub Rail w/Stainless Steel Insert
Removable Stern Light
Stainless Steel Bow & Stern Eyes
Stainless Steel Hardware
Stainless Steel Transom Rail
w/Integral Ski Tow
Thru-Bolted Stainless Steel Cleats (6)
Vac Pac

Cockpit features

12V Clarion® AM/FM Digital Cassette
Stereo w/4 Waterproof Speakers &
Cockpit Remote Control
Beverage Holders (7)
Bow Rider Side Storage
Bow Walk-Thru Door
Built-In Insulated Ice Chest (At Dash)
Chrome Sport Steering Wheel
Cockpit Upper & Lower Side Panel Storage
Color-Coordinated Grab Handles
Custom Soft-Touch Dash
Designated Fender Storage
Injection-Molded Back-to-Back Seat Shells
Injection-Molded Ski Hatch
Insulated Engine Compartment
Integral Armrests
Integral Fiberglass Floor System
Lockable Soft-Touch Glove Box
Marine-Grade Carpet
(Red, Blue, Green, Tan)
Marine-Grade Vinyl
(Sand or White w/Accent Welt)
Removable Aft Storage Bin
Rotocast Bucket Seat Shells

Seating Plan:

Aft Sun Pad w/Gas-Assist Lift
Fiberglass Aft Bench Seat
w/Carpeted Storage Below
Hi-Lo Aft Bench Seat
(Forms Extended Sun Pad)
Molded Bow Rider Seating
Swivel Bucket Helm Seats w/Sliders

Ski/Kneeboard Storage w/Vinyl Matting &
Gas-Assist Lid
Stainless Steel Grab Handle (Port Dash)
Trash Receptacle

Windshield and canvas

Concealed Convertible Top Storage
Custom Three-Piece Tinted Curved Glass
Windshield
Sunbrella® Convertible Top
w/Interlocking Top Extrusion

Technical

12V Receptacle
Audible Engine Alarms (Oil & Water)
Automatic Bilge Pump
Battery Box w/Mount
Color-Coded Wiring

Color-Match Painted Tandem-Axle Trailer:
Adjustable Winch Stand
Free-Backing Hydraulic Surge Brakes
(Single Axle)
Non-Skid Rubber Step Pads
Pin Stripping
Safety Chains
Sure Lube Bearing Protection
Tongue Jack
Waterproof Lights

Custom Sea Ray® Backlit Instrumentation
w/Low-Glare Blue Night Lighting:

Fuel Gauge
Oil Pressure
Speedometer
Tachometer w/Hourmeter
Temperature
Trim Gauge
Voltmeter

Electric Bilge Blower
Fire Extinguisher Discharge Port
Fuel Tank w/Anti-Siphon Valve &
Electric Sending Unit
Horn
Illuminated Waterproof Electronic
Switch Pad w/ISO Symbols
Lowrance® 3500 Depth Finder
Power Steering
Power Tilt & Trim
Propeller
Shift & Throttle Lever w/Trim Switch &
Ignition Cutout Switch
Tilt Steering

Standard engine

5.0L Alpha I MCM Stern Drive
(220 hp - 164 kW)

Options/Accessories

OPTIONAL ENGINES

Gasoline Stern Drives:

5.0L EFI Alpha I MCM
(240 hp - 179 kW)
5.0L EFI Bravo® III MCM
(240 hp - 179 kW)
5.7L Alpha I MCM
(250 hp - 186 kW)
5.7L EFI Alpha I MCM
(260 hp - 194 kW)

Optional Seating Plan:

Adjustable Back-to-Back Lounger Seat
w/Storage Base (Port)
Hi-Lo Aft Jump Seats (Forms Sun Pad)
Hinged Motorbox
Swivel Bucket Helm Seat w/Slider

Optional Seating Plan:

Adjustable Back-to-Back Lounger Seats
w/Storage Bases (2)
Hi-Lo Aft Jump Seats (Forms Sun Pad)
Hinged Motorbox

Canvas Package:

Aft Curtain
Canvas Storage Bag
Cockpit Cover
Side Curtains
Tonneau Cover
Top Boot

Individual Options:

Additional Swim Platform

Battery On/Off Switch
Bimini Top w/Boot & Vertical Storage
Bow Rider Filler Cushions
Bucket Seat w/Flip-Up Thigh-Rise Bolster
Cockpit Cover/Tonneau Cover
Compass
Finished Fiberglass Liner
w/Berber Snap-In Carpet Liner
Galvanizing for Trailer
Halon System
Remote Oil Filter
Single CD Player w/Amplifier
Transom Trailer Trim Switch
Windshield Wiper (Starboard)

CE Option



A WORLD BEYOND THE MAINSTREAM.[®]
www.searay.com

Sea Ray Boats, Inc., 2600 Sea Ray Blvd., Knoxville, TN 37914. For information call 1-800-SRBOATS or fax 1-314-213-7878.

Note: Not all accessories shown in pictures or described herein are standard equipment or even available as options.

Options and features are subject to change without notice. Not all model year boats may contain all the features or meet the specifications described herein. Confirm availability of all accessories and equipment with an authorized Sea Ray dealer prior to purchase. Printed in the U.S.A. July 1999 © Sea Ray Boats, Inc. MRP #1330869