

# 480 Motor Yacht

## 2003



### FEATURES

- Large, one-level helm and deck area.
- Large master stateroom with two hanging lockers and drawer storage.
- Large storage area with room for an optional washer/dryer, accessed from galley steps.
- Large salon windows.
- Optional cockpit air conditioning.

### SEA RAY SPORT YACHTS 2003

#### 480 MOTOR YACHT

Overall length		
w/std. swim platform	50' 5"	15.24 m
Beam	15' 3"	4.65 m
Draft (Inboards)	47"	119.4 cm
Dry weight	38,500 lbs	17,464 kg
Fuel capacity	500 gal	1,892.5 L
Water capacity	120 gal	454.2 L
Holding tank	60 gal	227.1 L
Dead rise	15°	15°

*Sea Ray* 

# 480 Motor Yacht

## 2003

### Features and Standard Equipment

#### HULL & DECK FEATURES

Bottom Paint  
Bow Rail, 316 Stainless Steel w/Safety Line & Port & Starboard Entryways  
Cleats, Custom Sea Ray® Thru-Bolted - Stainless Steel (8)  
Color Schemes (Blue, Green, Black/Gold)  
Deck Fill Plates, Stainless Steel  
Deck Rails, 316 Stainless Steel  
Gel-Coat, Arctic White  
Graphics, Striping  
Portlights, Stainless Steel (6 Fixed, 4 Opening)  
Resin, High-Performance Vinylester  
Rub Rail, PVC w/Stainless Steel Insert  
Storage, Transom Wall - Fenders & Gear  
Stringer System, Fiberglass Hatman  
Swim Platform, Extended w/Concealed Stainless Steel Three-Step Swim Ladder  
Thru-Hull Fittings, Color-Coordinated  
Vent System, Engine Room - Integral  
Window, Aft Stateroom (Kick-Out)  
Windows, Tempered/Tinted Glass Bonded-In  
Windshield, Aluminum Curved Tri-Section Tinted Glass, Electric Front Vent & Sliding Side Windows  
Windshield Washer System w/Stainless Steel Nozzles  
Windshield Wipers

#### Canvas (Sunbrella®):

Canvas Storage Bag  
Hardtop Enclosure  
Windlass Cover  
Windshield Shades

#### Windlass System:

Anchor Chute, Stainless Steel  
Anchor Rope/Chain Storage w/Hatch  
Anchor Washdown Spigot  
Windlass, Rope/Chain w/Foot Switches (Lofrans Progress II)

#### Certifications:

Meets Applicable USCG & ABYC Standards  
NMMA Certification

#### COCKPIT FEATURES

Carpet Liner, Snap-In  
Door, Cabin Entry - Acrylic  
Door, Transom  
Doors, Aft Deck Entry - Acrylic - Port & Starboard  
Floor Liner, Fiberglass - Self-Bailing  
Handrails, 316 Stainless Steel  
Hardtop, Fiberglass, (20x20) Hatch w/Sky Screen Cover, Overhead Lighting & Red Night Lighting  
Lighting, 12V  
Lighting, 12V w/4-Way Switching Capability  
Lighting, Indirect  
Outlet, 12V Accessory  
Seating, Companion Bench  
Seating, Helm - Custom w/Heavy-Duty Pedestal, Slide & Electric Vertical Adjustments  
Ship's Bell  
Skirting, Aft Deck - Molded Fiberglass w/Doors & Storage

Stereo, 12V AM/FM Single CD w/6-Disc CD Changer, Amplifier, Subwoofer, Speakers (4) & Digital Cockpit Remote Control (Clarion®)

Storage, Aft

Storage, Port Cockpit Base

Wet Bar w/Sink, Trash Receptacle, Grab Handles, Stainless Steel Beverage Holders & Icemaker (120V)

#### CABIN FEATURES

Carbon Monoxide Monitors  
Carpet, Deep-Pile BCF - 44-Ounce  
Carpet Runners, Interior (Sunbrella®)  
Interior Finish - Blossom Cherry (also available in Natural Maple)  
Lighting, 12V Indirect  
Outlet, 12V Accessory  
Outlets, 120V GFI Protected  
Pillows, Accent  
Polished Chrome Outlet & Switch Plates  
Shades, Fabric Day/Night w/Drape Trim  
Wood Trim, Handcrafted

#### Salon:

Entertainment Center  
- Stereo, 12V Double Din AM/FM Digital Cassette & Single CD w/6-Disc CD Changer, Amplifier & Speakers (6) (Clarion®)  
- Storage, Cabinet - CD & Videotapes  
- TV/VCR/Radio Combo, 20" w/Remote, Coax Outlet & Gain Control Panel  
Hatch, Engine Service - Gas-Assisted  
Ottomans (2)  
Seating, Crescent-Shaped Sofa w/Ottoman & Storage Below (Ultraleather HP™)  
Seating, Port Sofa w/Ottoman (Ultraleather HP™)  
Storage, Cabinets - Port  
Table, Cocktail w/Stools

#### Dinette:

Seating, Opposing Dinette w/Storage Below  
Table, Dinette

#### Galley:

Breakfast Bar  
Coffemaker, 120V (Spacemaker™)  
Countertop, Molded Fiberglass w/Granite-Colored Gel-Coat, Sink, Single-Lever Grohe® Faucet & Corian® Sink Cover  
Flooring, Wood  
Handrails, Stainless Steel  
Lighting, Dual-Voltage - 120V/12V  
Microwave/Convection Oven, 120V  
Power Vent, 12V  
Refrigerator/Freezer - Dual-Voltage - 120V/12V  
Storage, Upper & Lower w/Designated Plate & Glass Storage  
Stove, 240V Recessed Three-Burner w/Corian® Cover  
Trash Receptacle w/Chute & Corian® Cover

#### Aft Master Stateroom:

Bed, Queen-Size w/Innerspring Mattress, Pillows, Sheets, Coordinated Spread & Storage Below w/Gas-Assisted Actuators  
Door, Privacy  
Hanging Lockers, Full-Length Cedar-Lined  
Mirror, Full-Length  
Nightstand, Built-In  
Storage, Dresser Drawer Unit  
TV/VCR/Radio Combo, 20" w/Remote & Coax Outlet

#### Aft Master Stateroom Head/Shower:

Bath Accessories, Chrome  
Clothes Hook  
Door, Head - Private Access from Vanity Area  
Door, Shower - Private Access from Vanity Area  
Handrails, Elliptical Stainless Steel  
Head (VacuFlush®)  
Power Vent, 12V  
Shower w/Seat & Adjustable Shower Wand  
Storage, Cabinet - Upper  
Storage, Medicine Cabinet - Mirrored  
Vanity w/Molded Solid Surface Countertop w/Integral Sink, Grohe® Faucet & Drawer Storage

#### Forward Stateroom:

Bed, Full-Size w/Innerspring Mattress, Pillows, Sheets, Coordinated Spread & Drawer Storage Below  
Door, Privacy - Sliding Pocket  
Hanging Locker, Full-Length w/Lights & Mirrored Doors - Starboard  
Mirrored Rope Locker Bulkhead  
Storage, Cabinet w/Drawers - Port  
Storage, In-Floor  
Storage, Side Shelves  
TV/VCR/Radio Combo, 13" - 120V w/Remote & Coax Outlet

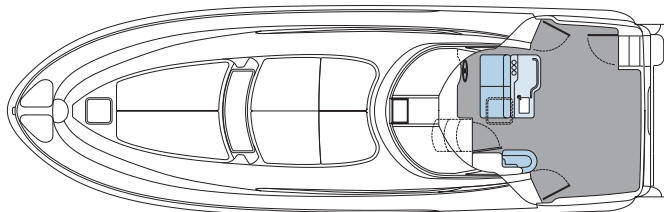
#### Forward Head/Shower:

Bath Accessories, Chrome  
Clothes Hook  
Door, Privacy - Access from Forward Stateroom  
Door, Privacy - Access from Salon  
Handrails, Elliptical Stainless Steel  
Head w/Fiberglass Settee Lid (VacuFlush®)  
Power Vent, 12V  
Shower w/Seat, Adjustable Shower Wand & Circular Acrylic Door  
Shower Grate, Teak - Removable  
Storage, Medicine Cabinet - Mirrored  
Vanity w/Solid Surface Countertop, Sink, Grohe® Faucet & Storage Below

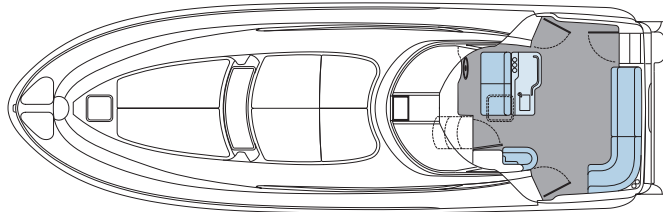
#### Guest Stateroom:

Bed, Twin (2) - w/Mattresses & Filler Cushions to Convert into King-Size Bed  
Door, Privacy  
Hanging Locker, Full-Length, Cedar-Lined w/Light & Mirrored Door

NOTE: Boats which are ordered with 220V/50 Cycle Electrical Systems will be installed with the appropriate appliances in the corresponding voltage.



Cockpit Layout w/Standard Seating



Cockpit Layout w/Optional Seating

## TECHNICAL

### Control Station:

Alarms, Engine - Oil, Water & Transmission Oil  
Alarms, High-Water - Bilge  
Compass  
Emergency Engine Stop  
Emergency Start System - Engines  
Gel-Coated Dash - Tan  
Horns, Air (Concealed) - Dual Trumpet  
Panel, Instrument - High-Gloss Burl  
Panel, Switch (Backlit) - High-Gloss Burl  
Shift & Throttle Controls w/Gold Knobs  
SmartCraft™ Diagnostics: (AVAILABLE JANUARY 2003)  
Instrumentation, Custom Sea Ray® SmartCraft  
4-in-1 Multigauges (2) w/Low-Glare Blue Night  
Lighting & Chrome Bezels (Includes:  
Fuel Level, Oil Pressure, Voltmeter,  
Water Temperature)  
SmartCraft System View (Includes: Air &  
Water Temperature, Combined Fuel Flow/  
Range, Depth, Engine Alarms/Hourmeters,  
Engine Synchronizer, GPS Interface,  
System Maintenance Records)  
Spotlight w/Dual Halogen Bulbs - Remote-Controlled  
(ACR®)  
Steering, Hydraulic  
Steering, Tilt Wheel  
Steering Wheel, Wood-Accent  
Switches, Illuminated Weatherproof Rockers &  
Dimmer Control  
Systems Monitor, Digital LCD - for Engine Diagnostics &  
Pump Monitoring

### Electronics:

Electronics Circuit w/Ground Plate, 50 Amp/12V  
GPS (Raymarine RayNav 300 GPS)  
w/WAAS Differential Sensor  
VHF Radio (Raymarine 230) w/Remote Speaker &  
8' Fiberglass Antenna

### Electrical Systems:

Batteries, 8-D w/Boxes (2)  
Battery Charger/Converter, 120V/50 Amp/12V  
Isolators, Galvanic (2)  
Panel, Circuit Breaker - Remote  
Panel, DC Main Breaker  
Panel, Main Distribution - AC  
Panel, Main Distribution - DC  
Shore Power, Cablemaster (Glendinning)  
50 Amp/240V/60 Cycle w/75' Cords & Wireless  
Remote (Glendinning Cablemaster is not available  
w/220V/50 Cycle)  
Transformers, Shore Power Isolation -  
50 Amp/120V/60 Cycle  
TV/Phone Inlet w/TV Antenna, TV Shore Cord &  
Phone Shore Cord  
Wiring, Color-Coded w/Chafe Protection

### Generator:

Remote Start w/Muffler, Freshwater Cooling, Fuel Filter,  
Seacock & Seawater Strainer  
240V  
12.5 kW Diesel  
(Generator manufacturer and size may vary due to  
product availability.)

### Air Conditioning/Heating:

Zone-Controlled Reverse Cycle System  
(38,000 BTU)  
Custom Integral Vent System

### Engine Room:

Bilge Pumps, 12V Automatic (3)  
Bilge Pumps, 12V Automatic High-Water  
(1 Bilge, 1 Cabin)  
Blowers, 12V Bilge (2)  
Engine Drip Sumps  
Exhaust, Power Pac/Lift System Mufflers  
Fire Suppression System - Automatic w/Manual Pull  
Gel-Coated Engine Room, Oyster  
Insulation, Engine Room - 2" w/Vinyl Barrier  
Ladder, Stainless Steel - Removable  
Lighting, 12V  
Oil Changer System  
Synchronizer, Engines

### Fuel System:

Crossover Fuel System  
Fuel Filters (3) (Racor®)  
(2) 75-1000MAX for Engines  
(1) 500MA for Generator  
Fuel Lines, USCG - Type A-1  
Fuel Tanks, Aluminum w/Anti-Siphon Valves &  
Electric Sending Units (2)

### Water System:

Freshwater Hose & Spigot - Engine Room  
Freshwater Washdown Spigot - Cockpit  
Freshwater Washdown Spigot - Transom  
Pressure Water System w/12V Pump  
Shower, Cockpit - Hot & Cold  
Water Heater, 240V (20-Gallon)  
Water Inlet, Dockside - Stainless Steel  
Water Tank (140-Gallon)

### Waste Systems:

Head System (VacuFlush®)  
Holding Tank Level Indicators - MDP & Head  
Holding Tank w/Dockside Pump-Out (60-Gallon)

### Underwater Gear:

Bonding System w/Zinc Hull Plate  
Propeller Shafts, 2 1/2" Stainless Steel (2) - Aquamet 22  
Seacocks on all Underwater Fittings  
Seawater Strainers  
Shaft Logs, Dripless w/Extra Seal Carrier Kit  
Struts, Manganese-Bronze  
Trim Tabs, Hydraulic

## STANDARD PROPULSION

T-Cummins® QSM-11 Diesel Inboards  
(T616 hp - 459 kW)

## Options/Accessories

## GENERATOR OPTION

**Includes Remote Start w/Muffler, Freshwater  
Cooling, Fuel Filter, Seacock & Seawater Strainer**  
220V/50 Cycle (Int'l)  
9.4 kW Diesel  
(Generator manufacturer and size may vary due to  
product availability.)

## RAYMARINE ELECTRONICS OPTIONS

Autopilot (Raypilot ST-7001+)  
Radar, RL80C Plus w/Open Array  
Radar, RL80CRC Plus w/Built-In Raychart & GPS  
(10" Color LCD w/4 kW Open Array)

## INDIVIDUAL OPTIONS

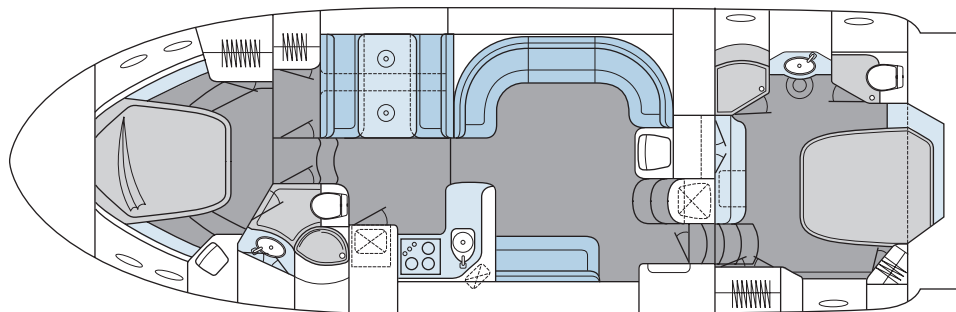
Air Conditioning/Heating - Cockpit  
(24,000 BTU)  
Bow Thruster  
Canvas, Aft Deck Screen Enclosure  
Canvas, Black (in lieu of Std. Colors)  
Canvas, Dash Cover  
DSS Satellite TV System  
Flooring, Wood - Dinette  
Generator Sound Shield  
Gray Water System  
Macerator w/Seacock Interlock System  
Propellers, Spare w/holders (Pair)  
Refrigerator/Icemaker Combo, 120V  
(in lieu of Cockpit Icemaker)  
Sea Ray® Navigator, 10.4" PC Chartplotter  
w/Sunlight Viewable Touch Screen LCD  
Seating, Aft Bench w/Fiberglass Storage Base  
(Removable)  
Stereo, Bose® Lifestyle 35/DVD w/Acoustimass  
- Master Stateroom  
Sun Pad, Forward Deck  
Swim Platform, Hydraulic Marine Lift  
Table, Cockpit - Fiberglass  
Transformer, Shore Power Isolation Boost -  
50 Amp/240V/60 Cycle  
TV, LCD Flat Screen w/DVD - Salon  
Vacuum System, Central - 120V/60 Cycle (Beam®)  
Washer/Dryer Combo, 120V  
Windlass, All-Chain (in lieu of Std. Rope/Chain)  
(Lofrans Progress II)

CE Option

VR

For a virtual reality tour  
of this boat visit  
[www.searay.com](http://www.searay.com)

NOTE: Boats which are ordered with 220V/50 Cycle Electrical Systems will be installed with the appropriate appliances in the corresponding voltage.



Cabin Layout



# 480 Motor Yacht

2003



The large aft deck has a wet bar with an icemaker. A Clarion® AM/FM CD with six-disc CD changer, four speakers and remote control provides a selection of listening entertainment. A fiberglass hardtop protects you from the elements and textured steps lead to the swim platform with concealed stainless steel three-step ladder.



Tug on the ottoman under the sofa, flip it open and you've got convenient storage space. Close it up and slide it back under the sofa when you and your guests are ready for dancing.



The aft master stateroom features a queen-size bed, full-length cedar-lined hanging lockers, built-in nightstand and a huge built-in storage unit with storage shelves and drawers, as well as a TV/VCR/radio combo.

Wait a minute. Isn't that you sitting serenely on the afterdeck of that gorgeous Sea Ray 480 Motor Yacht? No? Pity. One quick turn of the key, the quiet, magnificent rumble of twin 616-hp Cummins® engines, a stealthy departure (no wake, of course), and you could be on the leeward side of the Caicos before anyone realized you were gone. You could also take along several friends. On the other hand, let them eat conch. Send them a postcard.



The galley makes wonderful use of space with a custom-molded fiberglass countertop, sink with Grohe® faucet, recessed three-burner stove, microwave/convection oven, coffeemaker and a refrigerator/freezer.



A full-size bed with innerspring mattress is the focal point of the forward stateroom. A portside storage cabinet with drawers and starboard full-length hanging locker with lights and mirrored doors provide storage. There's also a TV/VCR/radio combo, as well as private access to the main head compartment.



The control station is accented by a high-gloss burl panel loaded with custom Sea Ray® backlit instrumentation, as well as illuminated weatherproof rockers and dimmer control. Shift and throttle controls feature gold knobs. The wood-accent wheel with hydraulic steering tilts for easy access to the helm seat. And with the optional bow thruster, you can absolutely handle any docking situation.

Sea Ray Boats, Inc., 2600 Sea Ray Blvd., Knoxville, TN 37914. For information call 1-800-SRBOATS or fax 1-865-213-7878. Internet address: <http://www.searay.com>

Note: Not all accessories shown in pictures or described herein are standard equipment or even available as options. Options and features are subject to change without notice.

Not all model year boats may contain all the features or meet the specifications described herein. Confirm availability of all accessories and equipment with an authorized

Sea Ray dealer prior to purchase. Printed in the U.S.A. August 2002 © Sea Ray Boats, Inc. MRP#1691451

