

480 Sedan Bridge

2003



FEATURES

- Lower cabin area features master stateroom, guest stateroom with full-size bed and starboard stateroom with twin bunks.
- Dinette table with seating for four and 360° panoramic view while dining and cruising.

SEA RAY SPORT YACHTS 2003

480 SEDAN BRIDGE

Overall length		
w/std. swim platform	51' 2"	15.6 m
Beam	15' 3"	4.65 m
Draft (Inboards)	45"	114.3 cm
Dry weight	40,400 lbs	18,325 kg
Fuel capacity	500 gal	1,892.5 L
Water capacity	140 gal	530 L
Holding tank	68 gal	257.4 L
Dead rise	15°	15°

Sea Ray 

480 Sedan Bridge

2003

Features and Standard Equipment

HULL & DECK FEATURES

Bottom Paint
Bow Rail, 316 Stainless Steel w/Welded Stanchions,
Intermediate Rails & Life Lines
Cleats, Custom Sea Ray® Thru-Bolted -
Stainless Steel (10)
Color Schemes (Blue, Green, Black/Gold)
Deck Fill Plates, Stainless Steel
Deck Rails, 316 Stainless Steel
Foam-Filled Under Floor Areas
Gel-Coat, Arctic White
Graphics, Striping
Handrails, 316 Stainless Steel
Hatch, Deck Vent - Translucent w/Locks &
Sky Screen Cover (20x20)
Light, Stern
Lights, Navigation
Portlights, Stainless Steel (4 Fixed, 6 Opening)
Resin, High-Performance Vinyilester
Rub Rail, PVC w/Stainless Steel Insert
Storage, Transom Wall - Fenders & Gear
Stringer System, Fiberglass Hatman
Swim Platform, Extended w/Concealed Stainless Steel
Three-Step Swim Ladder w/Integral Grab Handle
Thru-Hull Fittings, Color-Coordinated
Toe Rail, Molded Fiberglass - Deck
Vent System, Engine Room - Integral
Windows, Deck Side w/Opening Vent Windows
Windshield, Bridge Venturi - Aluminum-Framed
Windshield, Tempered/Tinted Curved Glass

Canvas (Sunbrella®):

Aft Curtain
Bridge Enclosure
Canvas Storage Bag
Windlass Cover
Windshield Shades, Mesh

Windlass System:

Anchor, Galvanized
Anchor Chute, Stainless Steel
Anchor Rope/Chain Storage w/Hatch
Anchor Washdown Spigot w/Hose
Windlass, Rope/Chain w/Foot Switches
(Lofrans Progress II)

Certifications:

Meets Applicable USCG & ABYC Standards
NMMA Certification

COCKPIT FEATURES

Carpet Liner, Snap-In
Door, Cabin Entry (Sliding & Lockable w/Screen)
- Stainless Steel
Door, Transom
Floor Liner, Fiberglass - Self-Bailing
Handrails, 316 Stainless Steel
Hatch, Engine Service - Gas-Assisted
Lighting, Indirect
Outlet, 120V GFI Protected
Seating, Aft Bench w/Fiberglass Storage Base
(Removable)
Steps, Molded Deck Access
Storage, Aft Coaming w/Fiberglass Bins
Storage, Side Panels

BRIDGE FEATURES

Beverage Holders (6)
Carpet Liner, Snap-In
Control Station w/Windscreen
(Located in Center Bridge)
Handrails, 316 Stainless Steel
Hardtop, Fiberglass w/(20x20) Hatch
w/Sky Screen Cover, Stainless Steel Grab Rails &
Overhead Lighting w/Electronic Dimmer
Hatch, Bridge Access
Lighting, 12V
Outlet, 12V Accessory
Outlet, 120V GFI Protected
Refrigerator, 120V
Seating, Helm (2) - Custom Euro-Style w/Flip-Up
Thigh-Rise Bolsters, Armrests & Heavy-Duty Pedestals
w/Slides, Swivels & Pneumatic Vertical Adjustments
Seating, U-Shaped w/Storage Below - Forward
Ship's Bell
Steps, Molded Bridge Access w/Storage Below
Stereo, 12V AM/FM Single CD w/6-Disc CD Changer,
Amplifier, Subwoofer, Speakers (6) & Digital
Cockpit/Bridge Remote Controls (Clarion®)
Storage, Chart Drawer
(Chart Tube will be in lieu of Chart Drawer if
Bridge A/C is also ordered)
Table, Bridge w/Sun Pad Filler Cushions - Bow
Wet Bar w/Sink, Faucet, Stainless Steel Handrail,
Trash Receptacle & Storage Cabinet - Port Forward

CABIN FEATURES

Carbon Monoxide Monitors
Carpet, Deep-Pile BCF - 44-Ounce
Carpet Runners, Interior (Sunbrella®)
Handrails, Elliptical Stainless Steel
Interior Finish - Blossom Cherry
(also available in Natural Maple)
Lighting, 12V Halogen
Lighting, 12V Indirect
Lighting, 120V
Outlet, 12V Accessory
Outlets, 120V GFI Protected
Outlets, Phone
Pillows, Accent
Polished Chrome Outlet & Switch Plates
Shades, Fabric Day/Night w/Drape Trim
Storage, In-Floor
Wood Trim, Handcrafted

Salon:

Entertainment Center
- Stereo, 12V Double Din AM/FM Digital Cassette &
Single CD w/6-Disc CD Changer, Amplifier &
Speakers (6) (Clarion®)
- Storage, Cabinet - CD & Videotapes
- TV, 24" w/Remote, Coax Outlet & Gain Control Panel
(Sony® Wega)
- VCR/DVD
Seating, Barrel Chairs (2)
Seating, L-Shaped Sofa
w/Electrically Operated Slide-Out Bed
(Ultraleather HP™)
Storage, Cabinets - Starboard
Table, Dining/Cocktail (Movable - Folding Leaf) - Hi-Lo
w/Stools

Dinette:

Seating, Opposing Dinette w/Storage Below
Table, Dinette

Galley:

Coffemaker, 120V (Spacemaker™)
Countertop, Molded Fiberglass w/Granite-Colored
Gel-Coat, Sink, Single-Lever Grohe® Faucet &
Corian® Sink Cover
Flooring, Wood
Lighting, Dual-Voltage - 120V/12V
Microwave/Convection Oven, 120V
Power Vent, 12V
Refrigerator & Freezer w/Icemaker (Sub Zero®)
Storage, Bottle
Storage, Drawers w/Cutlery Insert
Storage, Upper & Lower w/Designated Plate, Glass &
Bottle Storage
Stove, 240V Flush-Mount Three-Burner
w/Stainless Steel Safety Rail
Trash Receptacle w/Chute & Corian® Cover

Master Stateroom:

Bed, Full-Size w/Innerspring Mattress, Pillows,
Sheets (2 Sets), Coordinated Spread & Drawer Storage
Below w/Gas-Assisted Hatch
Door, Privacy
Hanging Lockers (2) - Full-Length Cedar-Lined
w/Lights & Beveled Mirrored Doors
Mirrored Rope Locker Bulkhead
Storage, Gunwale Cabinets
TV/VCR/Radio Combo, 13" - 120V
w/Remote & Coax Outlet

Master Stateroom Head/Shower:

Clothes Hook
Door, Privacy - Access from Master Stateroom
Handrails, Stainless Steel
Head w/Fiberglass Settee Lid (VacuFlush®)
Power Vent, 12V
Shower w/Seat, Adjustable Shower Wand &
Circular Acrylic Door
Storage, Cabinet - Upper
Storage, Medicine Cabinet - Mirrored
Vanity w/Corian® Countertop, Sink, Grohe® Faucet &
Storage Below

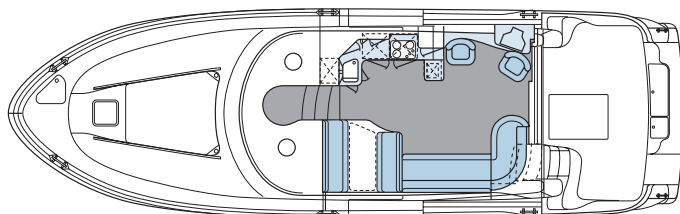
Port Stateroom:

Bed, Full-Size w/Innerspring Mattress, Pillows,
Sheets (2 Sets), Coordinated Spread & Drawer Storage
Below w/Gas-Assisted Hatch
Door, Privacy
Hanging Locker, Cedar-Lined w/Light &
Beveled Mirrored Door
Mirrors, Wall Accent
Skylight, Circular
Storage, Drawers
TV/VCR/Radio Combo, 13" - 120V
w/Remote & Coax Outlet

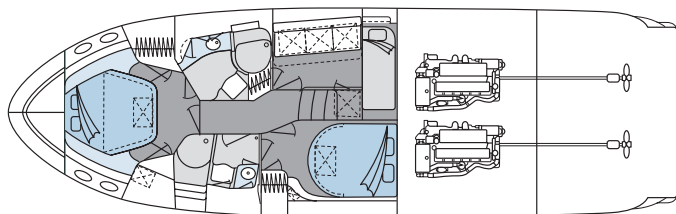
Starboard Stateroom:

Bed, Aft Bunk w/Pillows, Sheets & Coordinated Spread
Mirrors, Wall Accent
Seating, Sofa w/Drawer Storage Below -
Converts to Twin Bunk w/Pillows, Sheets &
Coordinated Spread
Skylight, Circular
Storage, Upper & Lower Cabinets

NOTE: Boats which are ordered with 220V/50 Cycle Electrical Systems will be installed with the appropriate appliances in the corresponding voltage.



Upper Cabin/Cockpit Layout



Lower Cabin Layout

Guest Head/Shower:

Clothes Hook
Door, Privacy - Access from Hallway
Door, Privacy - Access from Port Stateroom
Handrails, Stainless Steel
Head w/Fiberglass Settee Lid (VacuFlush®)
Power Vent, 12V
Shower w/Seat, Adjustable Shower Wand & Bifold Door
Storage, Cabinet - Upper
Storage, Medicine Cabinet - Mirrored
Vanity w/Corian® Countertop, Sink, Grohe® Faucet & Storage Below

TECHNICAL

Control Station:

Alarms, Engine - Oil, Water & Transmission Oil
Alarms, High-Water - Bilge & Cabin
Compass
Emergency Engine Stop
Emergency Start System - Engines
Horns, Air (Concealed) - Dual Trumpet
Panel, Switch (Backlit) - High-Gloss Burl
Pancils, Instrument - High-Gloss Burl
SmartCraft™ Diagnostics: (AVAILABLE JANUARY 2003)
Instrumentation, Custom Sea Ray® SmartCraft
4-in-1 Multigauges (2) w/Low-Glare Blue Night
Lighting & Chrome Bezels (Includes:
Fuel Level, Oil Pressure, Voltmeter,
Water Temperature)
SmartCraft System View (Includes: Air &
Water Temperature, Combined Fuel Flow/
Range, Depth, Engine Alarms/Hourmeters,
Engine Synchronizer, GPS Interface,
System Maintenance Records)
Spotlight w/Dual Halogen Bulbs - Remote-Controlled
(ACR®)
Steering, Hydraulic
Steering, Tilt Wheel
Steering Wheel, Wood-Accent
Switches, Illuminated Weatherproof Rockers &
Dimmer Control
Systems Monitor, Digital LCD - for Engine Diagnostics &
Pump Monitoring

Electronics:

Electronics Circuit w/Ground Plate, 50 Amp/12V
GPS (Raymarine RayNav 300 GPS)
w/WAAS Differential Sensor
Hailer Speaker (for Ray 230 VHF)
VHF Radio (Raymarine 230)
w/Remote Speaker & 8' Fiberglass Antenna

Electrical Systems:

Batteries, 8-D w/Boxes (2) & Group 27 for Genset (1)
Battery Charger/Converter, 120V/50 Amp/12V
Battery Charger Overcurrent Protection
Isolators, Galvanic (2)
Panel, Circuit Breaker - Remote
Panel, DC Main Breaker
Panel, Main Distribution - AC
Panel, Main Distribution - DC
Shore Power, Cablemaster (Glendinning)
50 Amp/240V/60 Cycle w/75' Cords & Wireless
Remote (Glendinning Cablemaster is not available
w/220V/50 Cycle)
Transformers, Shore Power Isolation -
50 Amp/120V/60 Cycle
TV/Phone Inlet w/TV Antenna, TV Shore Cord &
Phone Shore Cord
Wiring, Color-Coded w/Chafe Protection

Generator:

Remote Start w/Muffler, Freshwater Cooling, Fuel Filter,
Seacock & Seawater Strainer
240V
12.5 kW Diesel
(Generator manufacturer and size may vary due to
product availability.)

Air Conditioning/Heating:

Zone-Controlled Reverse-Cycle System
(38,000 BTU)
Custom Integral Vent System

Engine Room:

Bilge Pumps, 12V Automatic (2)
Bilge Pumps, 12V Automatic High-Water
(1 Bilge, 1 Cabin)
Blowers, 12V Bilge (2)
Engine Drip Sumps
Exhaust, Power Pac/Lift System Mufflers
Fire Suppression System - Automatic w/Manual Pull
Freshwater Cooling
Gel-Coated Engine Room, Oyster
Insulation, Engine Room - 2" w/Vinyl Barrier
Ladder, Stainless Steel - Removable
Lighting, 12V
Oil Changer System - Engines, Transmissions &
Generator
Synchronizer, Engines

Fuel System:

Crossover Fuel System
Fuel Filters (3) (Racor®)
(2) 75-1000MAX for Engines
(1) 500MA for Generator
Fuel Lines, USCG - Type A-1
Fuel Tanks, Aluminum w/Anti-Siphon Valves &
Electric Sending Units (2)

Water System:

Freshwater Hose & Spigot - Engine Room
Freshwater Washdown Spigot
Pressure Water System w/Dual 12V Pumps
Shower, Cockpit - Hot & Cold
Water Heater, 240V (18-Gallon)
Water Inlet, Dockside
Water Tank (140-Gallon)

Waste Systems:

Central Drain System
Head System (VacuFlush®)
Holding Tank Level Indicators - MDP & Heads
Holding Tank w/Dockside Pump-Out (68-Gallon)
Sump Box w/Pump - Automatic

Underwater Gear:

Bonding System w/Zinc Hull Plate
Propeller Shafts, 2 1/2" Stainless Steel (2) - Aquamet 22
Propellers, Nibral 4-Blade Cup
Rudders, Manganese-Bronze w/Stainless Steel Posts
Seacocks on all Underwater Fittings
Seawater Strainers
Shaft Logs, Dripless w/Extra Seal Carrier Kit
Struts, Manganese-Bronze
Trim Tabs, Hydraulic

STANDARD PROPULSION

T-Cummins® QSM-11 Diesel Inboards
(T616 hp - 459 kW)

Options/Accessories

OPTIONAL PROPULSION

Twin Diesel Inboards:

T-MAN 2876LE4 16
(T670 hp - 500 kW)

GENERATOR OPTION

**Includes Remote Start w/Muffler, Freshwater
Cooling, Fuel Filter, Seacock & Seawater Strainer**
220V/50 Cycle (Int'l)
9.4 kW Diesel
(Generator manufacturer and size may vary due to
product availability.)

RAYMARINE ELECTRONICS OPTIONS

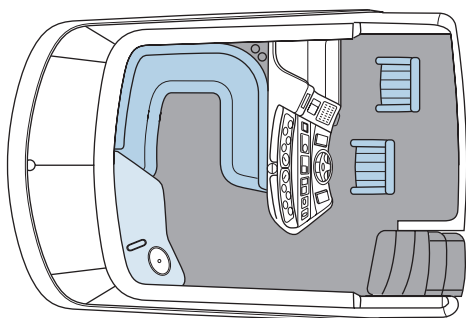
Autopilot (Raypilot ST-7001+)
Radar, RL80C Plus w/Open Array
Radar, RL80CRC Plus w/Built-In Raychart & GPS
(10" Color LCD w/4 kW Open Array)

INDIVIDUAL OPTIONS

Air Conditioning/Heating - Bridge, 240V
(24,000 BTU)
Bow Thruster
Canvas, Black (in lieu of Std. Colors)
Canvas, Dash Cover
DSS Satellite TV System
Electronics Box
Flooring, Teak - Cockpit
Flooring, Wood - Dinette
Generator Sound Shield
Gray Water System
Live Baitwell System
Macerator w/Seacock Interlock System
Propellers, Spare w/holders (Pair)
Rod Holders (2)
Sea Ray® Navigator, 10.4" PC Chartplotter
w/Sunlight Viewable Touch Screen LCD
Steering, Power-Assisted
Stereo, Bose® Lifestyle 35/DVD w/Acoustimass
- Forward Stateroom
Sun Pad, Forward Deck - Recessed
Swim Platform, Hydraulic Marine Lift
w/Wireless Remote
Table, Cockpit - Fiberglass
Transformer, Shore Power Isolation Boost -
50 Amp/240V/60 Cycle
Vacuum System, Central - 120V/60 Cycle (Beam®)
Washer/Dryer Combo, 120V
Windlass, All-Chain (in lieu of Std. Rope/Chain)
(Lofrans Progress II)

CE Option

NOTE: Boats which are ordered with 220V/50 Cycle Electrical Systems will be installed with the appropriate appliances in the corresponding voltage.



Bridge Layout

VR

For a virtual reality tour
of this boat visit
www.searay.com

480 Sedan Bridge

2003



Molded fiberglass steps lead from the bridge to the self-bailing cockpit area. For safety and extra room on the bridge, close off the steps by lowering the portside bridge hatch.



The inviting cabin has all the comforts of home, with faux granite galley countertops, tables, deep-pile marine carpeting, an electric convertible sofa/sleeper and dinette.



The galley has every conceivable convenience, including a fiberglass countertop with Corian® cutting board, sink with Grohe® faucet, three-burner electric stove, microwave/convection oven, refrigerator, freezer and coffeemaker.

Her beautiful lines may be the first thing you notice about the 480 Sedan Bridge. But under that elegant demeanor beats the heart of a large beast — or rather, two large beasts — twin 616 hp QSM-11 Cummins® engines. She's equally impressive inside, with three private staterooms, two full heads, three entertainment centers and sleeping accommodations for many people.



Guests in the portside stateroom have a full-size bed with innerspring mattress, a cedar-lined hanging locker with beveled mirrored door, circular skylight, TV/VCR/radio combo, and private access to the guest head.



In the master stateroom, a full-size pedestal bed with innerspring mattress has storage underneath, as well as enclosed gunwale cabinets and cedar-lined hanging lockers with lights and beveled mirrored doors. The entertainment center has a TV/VCR/radio combo.



The large, carefully laid out dash is capable of housing a tremendous amount of instrumentation and electronics, while two captain's chairs with armrests let you pilot in absolute comfort.

Sea Ray Boats, Inc., 2600 Sea Ray Blvd., Knoxville, TN 37914. For information call 1-800-SRBOATS or fax 1-865-213-7878. Internet address: <http://www.searay.com>

Note: Not all accessories shown in pictures or described herein are standard equipment or even available as options. Options and features are subject to change without notice.

Not all model year boats may contain all the features or meet the specifications described herein. Confirm availability of all accessories and equipment with an authorized

Sea Ray dealer prior to purchase. Printed in the U.S.A. August 2002 © Sea Ray Boats, Inc. MRP#1691452

