

Unique products for demanding boaters



- Windshield & Side Curtains Prototype
- Spoiler on \$897 Shadow T-Top
- NEW! SeaChoice LED Light

© 2003-2010 RNR-Marine, Inc. 877-T-TOPLESS (877-886-7537)

[Share](#) |

| [YouTube](#) [Twitter](#)

[Home](#)

[Products](#)

[Technical](#)

[Purchase](#)

[News](#)

[Contact Us](#)

BOSTON WHALER MONTAUK

T-Topless

Developed specifically for
Boston Whaler® Montauk,
Dauntless & Outrage boats

The **Montauk-T-Topless** stainless steel, folding T-Top is a variation of the **T-Topless**, designed to fit the Boston Whaler® Montauk 17, 170 & 19, Dauntless 18 & 180,, Outrage 18, Newport 17 and Striper 17. The **Montauk-T-Topless** canvas sits 10" further back than the standard T-Topless to provide clearance for use of the rod holders mounted across the front of the Whaler's console (note the rods in the front rod holders in the photo to the right). It is also 4" taller and has longer 54" rear legs which can attach to the lower rear part of the windshield grab bars, or to the front or rear of the flip seats.



The **Montauk-T-Topless** combines the fishability, convenience and storage of a T-Top with the ability to lower the top in seconds (or remove in 10 minutes) [to store the boat in your garage, shed, short dry stack, boat house](#) or under a boat cover. Storage at home can save you \$2,000-\$6,000 per year in storage fees = [\\$10,000 to \\$72,000 savings over an average 10 year ownership!](#)

The top installs in less than an hour (drill NO holes) to the Whaler's windshield grab rails, and eliminates the need for annoying Bimini top frames and straps which hamper access around the boat. An integrated navigation light allows for trouble-free evening cruises, while optional rod holders (2 or 4) get your rods up out of the way, and can be used for trolling!

Buy It Now

Compare the Montauk-T-Topless to other alternatives:

- The **Montauk-T-Topless** mounts on the Montauk, Dauntless, Outrage, Newport or Striper 7/8" windshield grab bars in less than an hour, and [folds forward to cradle between the front bow rails](#), where it [fits under a standard Whaler boat cover](#)! It's out of the way for fishing, solid and durable. The 1" diameter polished stainless tubing compliments the looks of the Whaler's rail systems, weighs just 29 pounds, and is available in [6 Sunbrella® colors](#), including popular Mediterranean Blue Tweed (shown here) or Dubonnet Tweed (red) to match the Whaler logo color! In addition, the T-Topless [pays for itself in 6 months](#) compared to storage. Click for [PDF Printable Brochure](#)
- [Bimini Tops](#) are difficult to fish around and make entry/exit difficult because they mount on the Montauk at or near the opening between the front/rear side rails.
- [Fixed T-Tops](#) must be screwed to the floor with wood screws on Whalers. They cannot be



Patent Pending

through-bolted to the back of the fiberglass because Whalers are foam-filled for flotation. Thus, the wood screws will eventually pull out. In addition, a fixed T-Top wastes floorspace with the mounts, and will not fold down to put the boat in a garage or under a standard boat cover

- The **Montauk 190**, **Dauntless 15** and **Outrage 17** use the standard, **Medium-width T-Topless** with the longer 54" rear legs.

Lowers below the windshield grab rail height

Montauk-T-Topless on 1982 Montauk 17.



Fits under standard boat cover

The **Montauk-T-Topless** fits under a standard boat cover, as the top nestles between the bow rails.

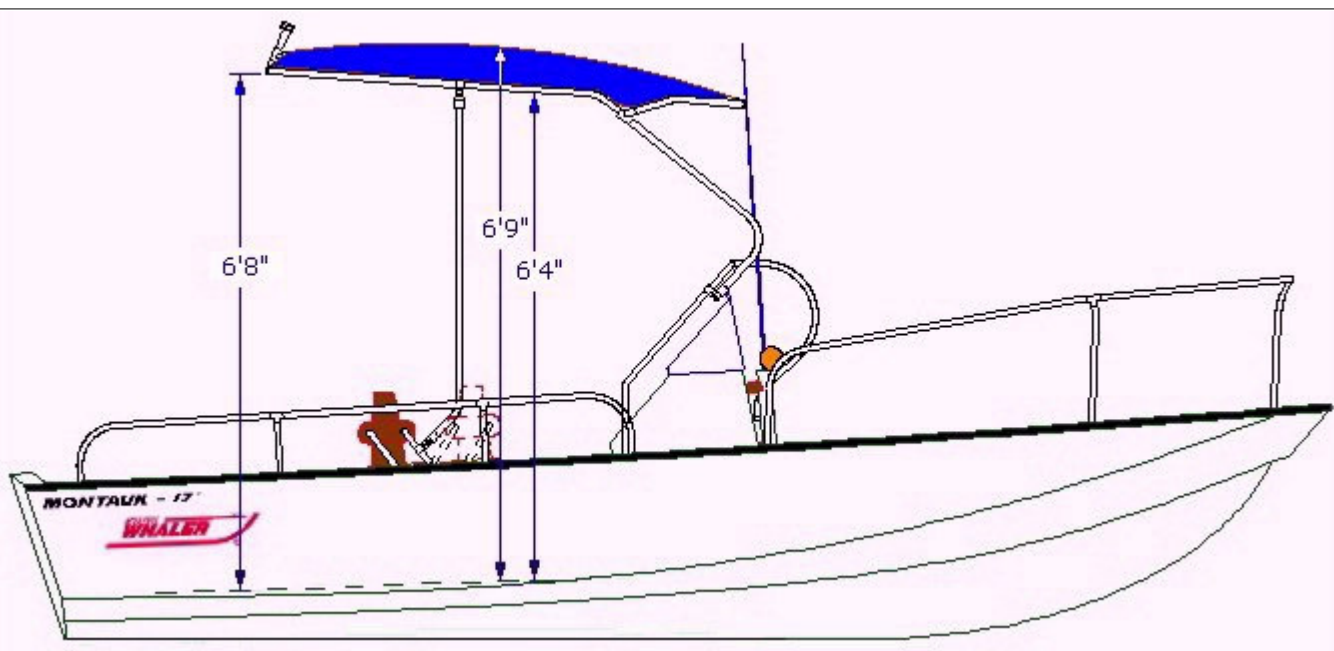




Head and fishing rod clearance

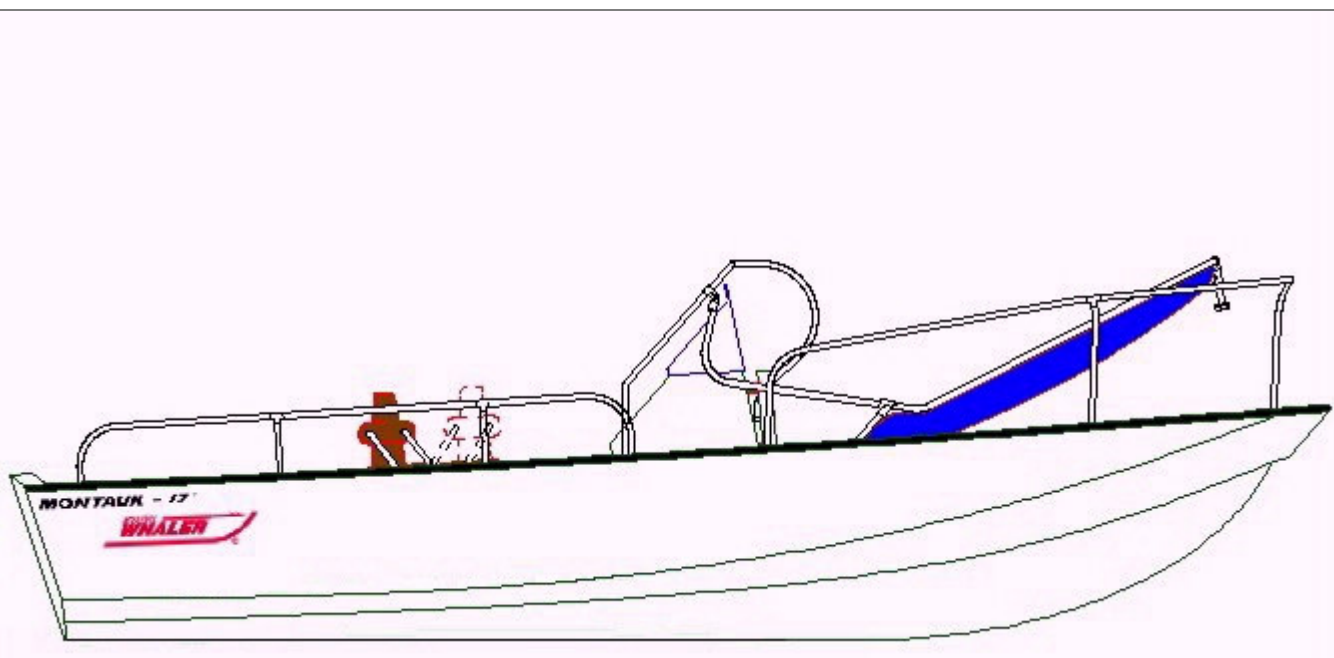
Top in raised position on Montauk 17 with the rear legs attached to the front of the flip seat (rear legs can attach to front or rear of the flip seat or to the console grab bars).

This provides significantly more head room than the standard Boston Whaler® bimini top's 5'10" height. Once again, note how the design allows use of the front rod holders.



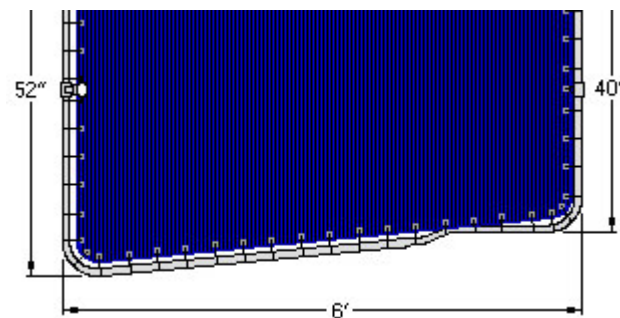
Lowest below grab bar height

Top in lowered position on Montauk 17. If your boat fits in the garage or under a boat cover now, it will fit with the top lowered.



Coverage

23 square feet of coverage, yet weighs only 28 pounds.




Mounting Options

The rear legs mounts can be attached in any of 3 positions, per owner preference:

1. Console Grab Bar's Rear vertical bars,
2. Flip Seat's Rear vertical bars, or
3. Flip Seat's Front vertical bars.

(Shown here mounted on the Flip Seat's Front vertical bar in highest position.)



Rear Legs Mounted to Console Grab Bar ... on a 2009 Montauk 170

The 54" Triple-Bend Rear Legs are tilted back for a "rakish" look.

The rear legs can be mounted lower on the console grab bar, and more forward on the Montauk-T-Topless frame for a more vertical look if desired.



Rear Legs Mounted on Flip Seat's Front Vertical Bar

Shown with the flip seat swung back for driving, and forward for fishing behind the boat.

These rear legs can be slid up or down about 2 to 3 inches for height adjustment.





Quick-Release Pins

Two stainless steel (type 316) quick-release pins with lanyards make lowering a snap.



Triple bend legs provide clearance

The 54" Triple-Bend rear legs provide excellent room to walk to the rear of the boat.




Optional 38" legs

We offer the straight 38" legs used on the **T-Topless** as an option as well.



Ready to fish

Montauk-T-Topless raised with the flip



seat in the fishing position.



Clearance

Compare the clearance with bimini tops or a floor-mounted T-top.





More Options: Color & Support

Dubonnet Tweed (red) and [optional Montauk-17-Rail-Supports](#) in use here.


(click picture for larger view)



Height

The **Montauk-T-Topless** has:

- 6 foot 7 inch inside clearance (adjustable up to 6ft 8in by sliding rear legs mounts up on the Flip Seat), and
- 6 foot 4 inch side clearance (adjustable from 6ft 2in to 6ft 5in by sliding rear legs mounts up/down Flip Seat)



Standard Boston Whaler® Bimini Top


The Boston Whaler® standard bimini top is low, cumbersome and in the way for fishing, ingress and egress.





Front Rod Holders Unusable with Bimini Top,

With the bimini top raised, the front rod holders cannot be used on older or new style Montauks.






The Montauk-T-Topless allows use of the front rod holders.

The Montauk-T-Topless was specifically designed to clear rods placed in the front rod holders.



Rigid T-Top Issues ...



Rigid T-Tops have issues of their own, including weight, high center of gravity, mounting holes in the floor, clearance along the side and cost.



Sunbrella® is the #1 marine canvas in the world

We exclusively use Sunbrella®, the best marine canvas in the world. The Skin Cancer Foundation recommends Sunbrella® as an aid in the prevention of sun-induced damage to the skin. Check out Sunbrella's marine fabrics, care and cleaning at www.Sunbrella.com. We offer 6 standard [Sunbrella®](#) colors for the **Montauk-T-Topless** top, or we can special order any of Sunbrella's wide selection of colors to match your boat precisely:

Cadet Grey

Sea Spray

Dubonnet Tweed

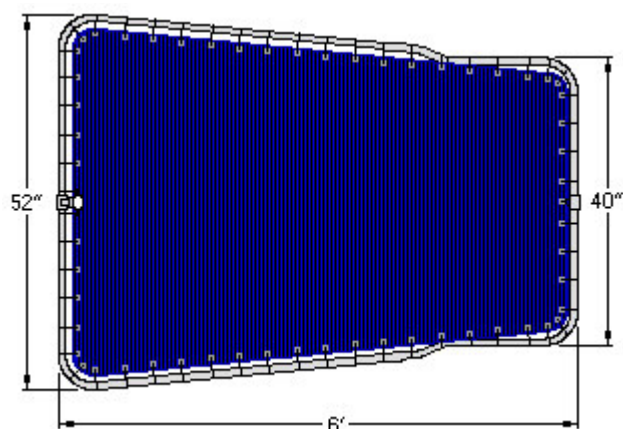
Mediterranean Blue Tweed

Captain Navy

Black


T-Topless

T-Topless is a sturdy, folding, welded, semi-custom (many sizes & variations) stainless steel T-Top which installs in an hour and raises, lowers or removes in seconds allowing the owner to keep their center console boat in a garage, boat house or under a boat cover or their rigid inflatable boat (RIB) in a yacht bay. Nine size combinations, an integrated navigation light and availability in any Sunbrella® canvas color produce a custom look and feel.



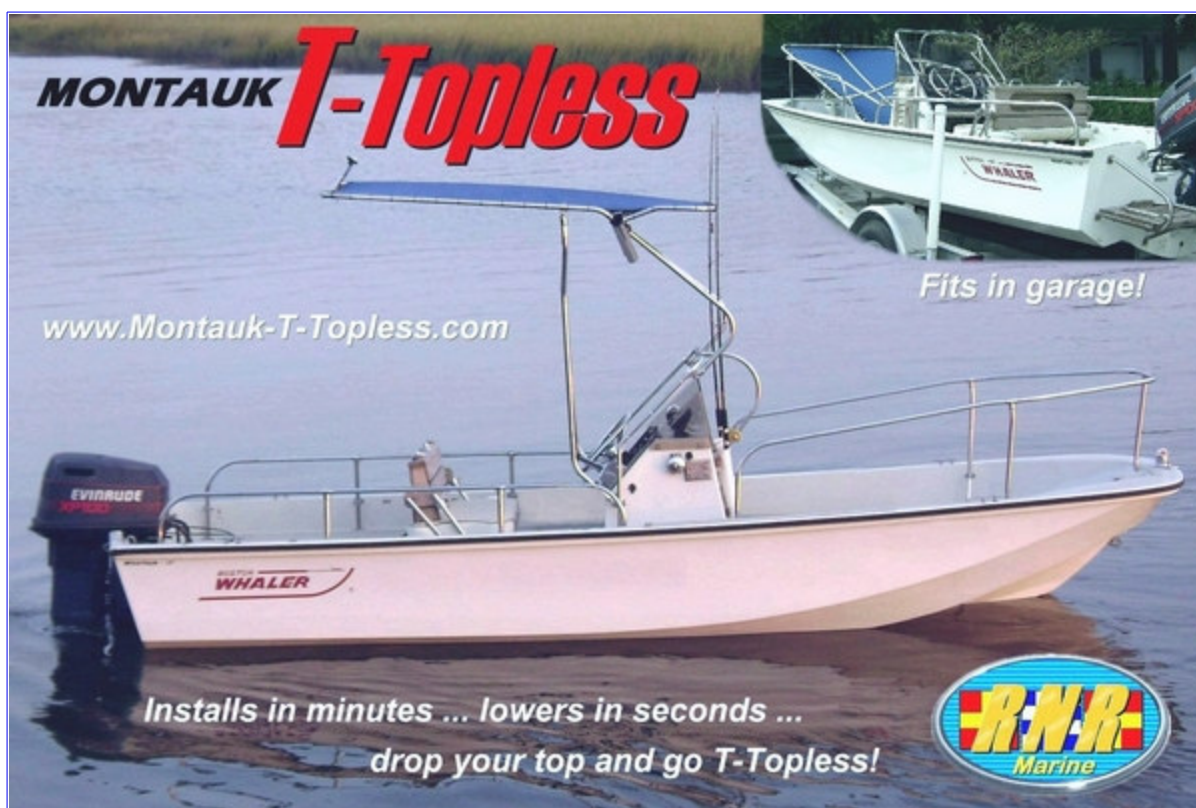
- **Models:** Skinny, Narrow, Medium, Wide or Montauk to fit from 23" to 39" wide Grab Rails. A Raked Forward version is available in each width for boats having grab bars that are angled more than 25 degrees forward (25° to 65°) from vertical. A Raked Back version is available for grab bars that are angled more than 5 degrees back (-5° to -45°) from vertical. Each top's width and stabilizer bar are factory adjusted to custom fit the boat's configuration prior to shipping.
- **Frame:** Single 20' piece of 1"OD x 16-gauge (.065") wall, polished AISI type 304L tubing, formed (bent) with Ercolina Numerical Control (NC) bender and TIG welded with Swagelok NC orbital welder to AISI type 316 fittings with forward facing "Visor" and center "Top Bow" bar for improved shape and rigidity. All components factory assembled and welded (unlike other makes). Stabilizer bar mounted for port or starboard helm configuration.
- **Light:** USCG approved Perko® all-around, 2nm Nav-Lite above canvas to avoid glare, with Ancor® marine grade 14AWG tinned copper, jacketed wiring hidden inside frame. Connects via male/female pin connectors (adhesive-lined, heat-shrunk) to 36" instrument panel connection lead. A SeaChoice® USCG approved, 6-LED, 360°, 2nm light upgrade is an option.
- **Canvas:** 6 colors of Sunbrella® marine canvas (or special order any color), factory laced to frame.
- **Size:** 6' long X 52" wide rear X 40" wide front = 23 sq.ft coverage, models fit windshield grab bars from 23 to 39 inch width
- **Height:**
 - **T-Topless:** 23" above front grab-rail mount (typically 6'4");
 - **Montauk-T-Topless:** 28.6" above grab-rail mount (6'4" side and 6'9" interior head-room)
- **Weight:** 28 pounds
- **Assembly:** Factory Assembled and Laced.

- **Installation:** [Attach top to windshield grab rails \(30-45 mins\)](#) and [connect wiring \(15-45 mins\)](#).
- **Options:** [SeaChoice® LED Light](#) , [Rod Holders](#) , [54-inch Triple-Bend Legs](#) , [any Sunbrella® color canvas](#) , [Montauk 17/170 Grab Rail Supports](#) , [Raked Versions](#) , [Windshield & Side Curtains](#) , [Windshield & Full Curtains](#) , [Montauk Windshield & Curtains](#) , [Montuak Windshield & Full Curtains](#)
- **Price:** [T-Topless \\$1,589](#) , [Montauk-T-Topless \\$1,639](#) plus shipping



[Buy It Now](#)





Montauk-T-Topless Side Curtains Survey - Which Side Curtains do you prefer for your Montauk-T-Topless?

We'll reward your participation with a \$25 discount ...

We've had many requests for a windshield and side curtains for the Montauk-T-Topless to provide protection from wind and rain and extend the boating season in colder climates. We're working with our experienced canvas shop to develop a custom fit windshield and canvas setup using Sunbrella® and clear vinyl attached with Velcro® for a tight fit.

Windshield - The windshield will be made of Sunbrella® and will be attached to the Montauk-T-Topless with Velcro® (no lacing or zippers) for a tight fit and can be rolled up when not needed. The Montauk-T-Topless can be folded forward with the windshield attached, by loosening the bottom of the windshield to fit past the center curved grab bar.

Side Curtains - The side curtains (Sunbrella® and clear vinyl as well) will be completely separate from the windshield and will attach to the Montauk-T-Topless frame at the front and top using Velcro® for a tight fit. We plan to offer unique small side curtains, as well as more traditional full size side curtains. Which do you prefer?

1. ☐ **Windshield Only** - The windshield and side curtains are separate, so the windshield can be used by itself.



2. ☐ **Standard Side Curtains** - These unique curtains keep you out of the wind and rain while you're at the helm, yet allow you to easily walk and fish around the boat. We recommend these for southern climates, or for bottom fishing where you need access to the perimeter of the boat. The front and top of the small curtains fit to the Montauk-T-Topless frame tightly with Velcro®, while the rear attaches to the rear legs and the Montauk-T-Topless can be folded down with the canvas in place.



3. ☐ **Full Size Side Curtains** - These full size curtains provide maximum protection in cool or wet weather. They do limit your access to the sides and front of the boat, but will keep you warm and dry on a long run or while trolling. The front and top of the full size curtains fit to the Montauk-T-Topless frame tightly with Velcro®, while the rear and bottom attach using hooks (2 or more per side) that you attach near the floor (or to existing structure) using adjustable straps. Additional grommets will be built in at key points to allow the canvas to be attached tightly to the console or railings to keep wind and rain out. These large curtains should be removed to fold the top down.



4. ☐ No thanks, I love to be cold and wet,
5. ☐ No thanks, it's always above 65 where I live,
6. ☐ No thanks, it never rains where I live,
7. ☐ I have a better idea:

Provide your email address and boat model for the discount:

Email

Boat

Sales@RNR-Marine.com

877-T-TOPLESS (877-886-7537)

RNR-Marine, Incorporated
636-G Long Point Road, Box 39
Mount Pleasant, SC 29464



[T-Topless](#) | [Montauk-T-Topless](#) | [Shadow](#) | [Flats-Top](#) | [Models](#) | [FAQs](#) | [\\$avings](#) | [Why Stainless?](#) | [NO Holes or Wood Screws!](#) | [Strong?](#) | [Competition](#) | [Colors](#) | [Garage Tips](#) | [T-Topless Installation](#) | [Montauk-T-Topless Installation](#) | [Shadow Installation](#) | [Flats-Top Installation](#) | [Photos](#) | [Videos](#) | [Customers](#) | [Avoid Skin Cancer](#) | [Buy](#) | [Privacy](#) | [Links](#) | [Sitemap](#) | [Contact](#)



11/28/2010