

# | 230 BOW RIDER |



*Spacious circular seating surrounds the aft hi-lo dinette.*

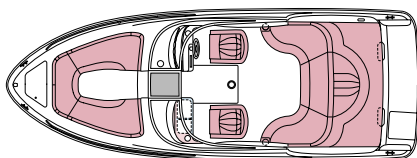
- High-performance vinylester resin resists moisture intrusion and forms the backbone of our five-year blister warranty.
- Hull constructed with five-axis mill technology.
- Large storage areas, removable aft storage bin and anchor/fender storage make the cockpit less cluttered.
- Optional pressure water system with wet bar and transom shower provides fresh water to cockpit.

## Specifications

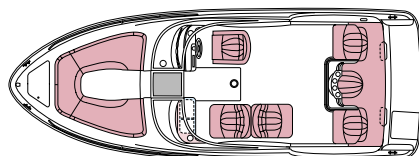
|                             |           |          |
|-----------------------------|-----------|----------|
| Overall length              | 22'10"    | 6.96 m   |
| Beam                        | 8'6"      | 2.59 m   |
| Draft<br>(stern drive down) | 35"       | 88.9 cm  |
| Draft<br>(stern drive up)   | 20"       | 50.8 cm  |
| Dry weight                  | 3,800 lbs | 1,724 kg |
| Fuel capacity               | 57 gal    | 215.7 L  |
| Water capacity (optional)   | 8 gal     | 30.3 L   |
| Dead rise                   | 21°       | 21°      |



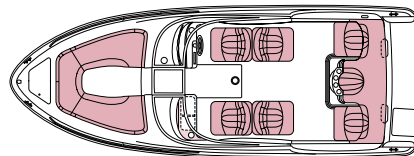
*Searay*  
A WORLD BEYOND THE MAINSTREAM.®  
[www.searay.com](http://www.searay.com)



Standard Seating Plan



Optional Seating Plan



Optional Seating Plan

### Hull and deck features

Anchor Storage w/Hatch  
Brass-Threaded Garboard Drain Plug  
Gel-Coat (Pearl)  
Gel-Coated Bilge Area  
Gel-Coated Graphics (Red, Blue, Green)  
Black & Gold (Tape Only)  
High-Performance Vinylester Resin  
Integral Swim Platform w/Concealed  
Stainless Steel Swim Ladder  
Integral Ventilation  
Meets Applicable USCG & ABYC Standards  
Navigation Lights  
NMMA Certification  
PVC Rub Rail w/Stainless Steel Insert  
Removable Stern Light  
Stainless Steel Bow & Stern Eyes  
Stainless Steel Bow Rail  
Stainless Steel Hardware  
Stainless Steel Transom Rail  
w/Integral Ski Tow  
Thru-Bolted Stainless Steel Cleats (6)  
Vac Pac

### Cockpit features

12V Clarion® AM/FM Digital Cassette  
Stereo w/4 Waterproof Speakers &  
Cockpit Remote Control  
Beverage Holders (8)  
Bow Rider Side Storage  
Bow Rider Walk-Thru Door  
Built-In Insulated Ice Chest (At Dash)  
Cockpit Side Panel Burl Accents  
Cockpit Table  
Cockpit Upper & Lower Side Panel Storage  
Color-Coordinated Grab Handles  
Custom Soft-Touch Dash w/Burl Accents  
Designated Fender Storage  
Fiberglass Cockpit Liner  
Injection-Molded Back-to-Back Seat Shells  
Insulated Engine Compartment  
Integral Armrests  
Lockable Helm Storage Compartment  
Lockable Soft-Touch Glove Box  
w/Burl Accents  
Marine-Grade Vinyl (Sand or White  
w/Accent Welt)  
Rotocast Bucket Seat Shells  
w/Flip-Up Thigh-Rise Bolster

### Seating Plan:

Aft Sun Pad w/Gas-Assist Lifts  
Circular Aft Seating  
w/Sun Pad Filler Cushions &  
Storage Below  
Molded Bow Rider Seating w/Storage  
Swivel Bucket Helm Seats w/Sliders  
w/Vertical Adjustment on Starboard Side

Ski/Kneeboard Storage w/Vinyl Matting &  
Gas-Assist Lid  
Snap-In Carpet Liner  
Trash Receptacle  
Wood-Accent Steering Wheel

### Windshield and canvas

Concealed Convertible Top Storage  
Sunbrella® Convertible Top  
w/Interlocking Top Extrusion  
Tinted Curved Glass Windshield  
Windshield Wiper (Starboard)

### Technical

12V Receptacle  
Audible Engine Alarms (Oil & Water)  
Automatic Bilge Pump  
Battery Box w/Mount  
Cockpit Courtesy Lights  
Color-Coded Wiring  
Compass

*Custom Sea Ray® Backlit Instrumentation  
w/Low-Glare Blue Night Lighting &  
Console Dimmer:*

Fuel Gauge  
Oil Pressure  
Speedometer  
Tachometer w/Hourmeter  
Temperature  
Trim Gauge  
Voltmeter

Electric Bilge Blower  
Fire Extinguisher Discharge Port  
Fuel Tank w/Anti-Siphon Valve  
& Electric Sending Unit  
Horn  
Illuminated Weatherproof Rocker Switches  
w/ISO Symbols  
Lowrance® 3500 Depth Finder  
Power Steering  
Power Tilt & Trim  
Propeller  
Shift & Throttle Lever w/Trim Switch &  
Ignition Cutout Switch  
Tilt Steering

### Standard engine

5.0L EFI Alpha I MCM Stern Drive  
(240 hp - 179 kW)

### Options/Accessories

#### OPTIONAL ENGINES

#### Gasoline Stern Drives:

5.0L EFI Bravo® III MCM  
(240 hp - 179 kW)

5.7L Alpha I MCM  
(250 hp - 186 kW)

5.7L EFI Alpha I MCM  
(260 hp - 194 kW)

5.7L EFI Bravo® III MCM  
(260 hp - 194 kW)

7.4L MPI Bravo® I MCM  
(310 hp - 231 kW)

7.4L MPI Bravo® III MCM  
(310 hp - 231 kW)

### Optional Seating Plan:

Adjustable Back-to-Back Lounger Seat  
w/Storage Base (Port)  
Hi-Lo Aft Jump Seats (Forms Sun Pad)  
Hinged Fiberglass Motorbox  
w/Slide-Out Motorbox Table &  
Beverage Holders  
Swivel Bucket Helm Seat w/Slider  
w/Vertical Adjustment

### Optional Seating Plan:

Adjustable Back-to-Back Lounger Seats  
w/Storage Bases  
Hi-Lo Aft Jump Seats (Forms Sun Pad)  
Hinged Fiberglass Motorbox  
w/Slide-Out Motorbox Table &  
Beverage Holders

### Canvas Package:

Aft Curtain  
Canvas Storage Bag  
Cockpit Cover  
Side Curtains  
Tonneau Cover  
Top Boot

### Bimini Canvas Package:

Aft Curtain  
Canvas Storage Bag  
Cockpit Cover  
Forward Curtains  
Side Curtains  
Tonneau Cover  
Top Boot

### Individual Options:

Battery On/Off Switch  
Bimini Top w/Boot & Vertical Storage  
Bow Rider Filler Cushions  
Cockpit Cover/Tonneau Cover  
Dual Battery Switch w/2nd Battery Tray  
Halon System  
Hydraulic Trim Tabs  
Pressure Water System w/8-Gallon Water  
Tank (Wet Bar & Transom Shower)  
Remote Oil Filter  
Single CD Player w/Amplifier  
Transom Trailer Trim Switch

CE Option



A WORLD BEYOND THE MAINSTREAM.<sup>®</sup>  
www.searay.com

Sea Ray Boats, Inc., 2600 Sea Ray Blvd., Knoxville, TN 37914. For information call 1-800-SRBOATS or fax 1-314-213-7878.

Note: Not all accessories shown in pictures or described herein are standard equipment or even available as options.

Options and features are subject to change without notice. Not all model year boats may contain all the features or meet the specifications described herein. Confirm availability of all accessories and equipment with an authorized Sea Ray dealer prior to purchase. Printed in the U.S.A. July 1999 © Sea Ray Boats, Inc. MRP #1330901