

240 Bow Rider

2003



FEATURES

- High-performance vinylester resin resists moisture intrusion and forms the backbone of our five-year blister warranty.
- Functional walk-through transom design with spacious sun pad.
- Now available in your choice of five gel-coat graphic color options.
- Large storage areas and anchor/fender storage make the cockpit less cluttered.
- New optional Executive Series package.
- Standard extended swim platform with concealed ladder.

SEA RAY SPORT BOATS 2003

240 BOW RIDER

Overall length w/std. extended swim platform	25' 6"	7.77 m
Beam	8' 6"	2.59 m
Draft		
(Stern drive down)	38"	96.5 cm
(Stern drive up)	23"	58.4 cm
Dry weight	4,500 lbs	2,041 kg
Fuel capacity	57 gal	215.7 L
Water capacity (optional)	8 gal	30.3 L
Dead rise	21°	21°
Max persons/weight	10/1,600 lbs	725.8 kg
(MWC) Max weight Persons/gear	1,800 lbs	816.5 kg

Sea Ray 

240 Bow Rider

2003

Features and Standard Equipment

HULL & DECK FEATURES

Bow & Stern Eyes, Stainless Steel
Cleats, 6" Thru-Bolted - Stainless Steel (6)
Drain Plug, Brass-Threaded - Garboard
Gel-Coat, Pearl
Graphics Package (Blue, Green, Black)
Handrail, Stainless Steel w/Integral Ski Tow Eye - Transom
Hardware, Stainless Steel
Light, Stern - Removable
Lights, Navigation - Stainless Steel
Resin, High-Performance Vynylester
Rub Rail, PVC w/Stainless Steel Insert
Shrink Wrap, Reusable Cover
Storage, Anchor w/Fiberglass Hatch
Storage, Fender Holders
Swim Platform, Extended w/Concealed Stainless Steel
Three-Step Swim Ladder w/Integral Grab Handle
Vent System, Engine Compartment - Integral
Windshield, Tempered/Tinted Curved Glass w/Walk-Thru & Stainless Steel Supports
Windshield Wiper - Starboard

Certifications:

Meets Applicable USCG & ABYC Standards
NMMA Certification

COCKPIT FEATURES

Armrests, Integral
Beverage Holders (5)
Burl Accents - Side Panels & Dash
Carpet Liner, Snap-In
Dash, Custom Soft-Touch w/Burl Accents
Door, Bow Walk-Thru
Floor/Stringer System w/Finished Fiberglass Liner
Glove Box, Lockable - Soft-Touch
Grab Handles, Color-Coordinated
Handrail, Stainless Steel - Port Dash
Head Area, Enclosed w/Molded Fiberglass Liner - Lockable
Ice Chest, Insulated - Built-In Port Dash
Lighting, Indirect
Outlet, 12V Accessory
Seating, Aft Bench w/Fiberglass Storage Base & Transom Walk-Thru w/Jump Seat
Seating, Bow Rider w/Storage Below - Molded Fiberglass
Seating, Bucket (2) - w/Swivels, Sliders, Flip-Up Thigh-Rise Bolsters & Rotocast Shells
Stereo, 12V AM/FM Single CD w/Waterproof Speakers (4) & Digital Cockpit Remote Control (Clarion®)
Storage, Helm Compartment
Storage, Side Panels - Bow
Storage, Side Panels - Upper & Lower - Cockpit
Storage, Ski/Wakeboard w/Vinyl Matting & Gas-Assisted Fiberglass Lid
Sun Pad, Electrically Actuated
Table, Cockpit
Trash Receptacle
Vinyl, Marine-Grade - Platinum Color Scheme

TECHNICAL

Helm:

Alarms, Engine - Oil & Water (Audible)
Compass
Horn
Shift & Throttle Lever w/Trim Switch & Ignition Cutout Switch
SmartCraft™ Diagnostics:
Instrumentation, Custom Sea Ray® SmartCraft w/Low-Glare Blue Night Lighting & Chrome Bezels (Includes: Tachometer, Speedometer, Fuel Level, Oil Pressure, Voltmeter, Water Temperature)
SmartCraft System Monitor (Includes: Depth, Engine Alarms, Engine Hours, Fuel Flow/Range, Fuel Usage)
Steering, Power-Assisted
Steering, Tilt Wheel
Steering Wheel, Wood-Accent
Switch Pad, Illuminated Waterproof Electronic w/ISO Symbols
Tilt & Trim, Power

Electrical Systems:

Battery Tray w/Mount
Fuse Block, Waterproof - Electronic Interface Module w/Fuse Condition Monitor
Wiring, Color-Coded w/Chafe Protection

Engine Compartment:

Bilge Pump, 12V Automatic
Blower, 12V Bilge
Fire Extinguisher Discharge Port
Gel-Coated Engine Compartment
Insulated Engine Compartment

Fuel System:

Fuel Lines, USCG -Type A-1
Fuel Tank w/Electric Shutoff Valve & Electric Sending Unit

Water System:

Pressure Water System w/Pullout Sprayer at Transom

STANDARD PROPULSION

5.0L MPI Bravo® III MCM Stern Drive
(260 hp - 194 kW)
Propeller, Stainless Steel
Filter, Oil - Remote

Options/Accessories

OPTIONAL PROPULSION

Gasoline Stern Drives:

350 Magnum® MPI Bravo® III MCM®
(300 hp - 224 kW)
MX6.2L MPI Bravo® III MCM®
(320 hp - 239 kW)
496 Magnum® Bravo® I MCM® w/Corsa™ Exhaust System
(375 hp - 280 kW)

*Fuel-Injected Engines Std. w/SmartCraft™ System Monitor;
Stainless Steel Propeller & Remote Oil Filter

OPTIONAL PACKAGES

Optional Seating Plan:

Seating, Aft Bench w/Fiberglass Storage Base & Transom Walk-Thru w/Jump Seat
Seating, Back-to-Back Lounger - Adjustable w/Storage Bases & Injection-Molded Shells - Port
Seating, Bucket w/Swivel, Slider, Flip-Up Thigh-Rise Bolster & Rotocast Shell - Helm
Sun Pad, Electrically Actuated

Optional Seating Plan:

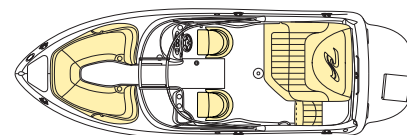
Seating, Aft Circular w/Fiberglass Storage Base & Sun Pad Filler Cushions
Seating, Bucket (2) - w/Swivels, Sliders, Flip-Up Thigh-Rise Bolsters & Rotocast Shells - Vertical Adjustment on Helm Only
Sun Pad, Aft (Gas-Assisted)

Executive Series Package:

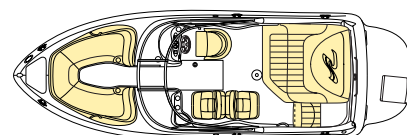
Air Compressor
Bow Eye, Stainless Steel Cover Plate
Canvas Package for Bimini Top
Door, Bow Walk-Thru w/Stainless Steel Latch
Grab Handles, Stainless Steel
Graphics, Two-Tone Gel-Coat
(Blue, Green, Black, Red or Yellow)
Stereo, Premier Upgrade - Amplifier & Subwoofer
Stern Eyes, Stainless Steel Cover Plates
Storage, Ski/Wakeboard w/Vinyl Matting, Gas-Assisted Fiberglass Lid & Stainless Steel Latch
Thru-Hull Fittings, Stainless Steel
Windshield, Tempered/Tinted Curved Glass w/Stainless Steel Frame, Walk-Thru & Stainless Steel Supports

Canvas Package (for Bimini Top):

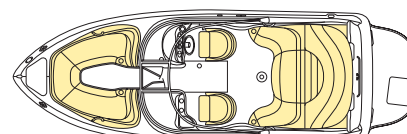
Aft Curtain
Bimini Top w/Boot
Canvas Storage Bag
Cockpit Cover
Front Curtains
Side Curtains
Tonneau Cover



Standard Seating Plan



Optional Seating Plan



Optional Seating Plan

Premium Trailer Package

(Not Available w/Galvanized Trailer):

Brakes, Disc (Second-Axle)
Fenders, Steel
Rims, Chrome
Tire, Spare w/Carrier
Tires, Radial
Tires, Raised White Letter

INDIVIDUAL OPTIONS

Battery On/Off Switch
Battery Switch, Dual w/Second Battery Tray
Canvas, Bimini Top w/Boot & Vertical Storage
Canvas, Black (in lieu of Std. Colors)
Canvas, Cockpit Cover/Tonneau Cover
w/Canvas Storage Bag
Exhaust System, Thru-Hull (Corsa™)
Filler Cushions, Bow Rider
Fire Suppression System - Automatic
Graphics, Two-Tone Gel-Coat
(Blue, Green, Black, Red or Yellow)
Head, Portable
Stereo, Premier Upgrade - Amplifier & Subwoofer
Stereo Remote Control - Additional Unit on Transom
Tower, Water Sports - Aluminum Tubular
w/Bimini Top & Boot
Trailer Options
- Galvanized Trailer w/Second-Axle Disc Brakes
Trim Switch, Transom Trailer
Trim Tabs, Hydraulic

CE Option

NOTE: Boats which are ordered with 220V/50 Cycle Electrical Systems will be installed with the appropriate appliances in the corresponding voltage.

Sea Ray Boats, Inc., 2600 Sea Ray Blvd., Knoxville, TN 37914. For information call 1-800-SRBOATS or fax 1-865-213-7878. Internet address: <http://www.searay.com>

Note: Not all accessories shown in pictures or described herein are standard equipment or even available as options. Options and features are subject to change without notice.

Not all model year boats may contain all the features or meet the specifications described herein. Confirm availability of all accessories and equipment with an authorized

Sea Ray dealer prior to purchase. Printed in the U.S.A. August 2002 © Sea Ray Boats, Inc. MRP#1691391

