

| 260 BOW RIDER |



Molded bow seating area has plenty of storage underneath and in side storage areas. Enter through the walk-through windshield.

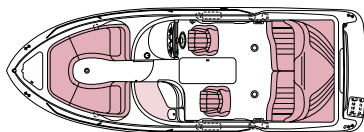
- High-performance vinylester resin resists moisture intrusion and forms the backbone of our five-year blister warranty.
- Hull constructed with five-axis mill technology.
- Integral fiberglass floor liner with standard snap-in carpet liner.
- Lockable enclosed head area with molded fiberglass liner and storage cabinet.

Specifications

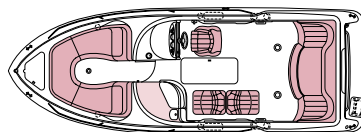
Overall length	25'6"	7.77 m
Beam	8'6"	2.59 m
Draft (stern drive down)	41"	104.1 cm
Draft (stern drive up)	26"	66 cm
Dry weight	4,450 lbs	2,019 kg
Fuel capacity	75 gal	283.9 L
Water capacity (optional)	10 gal	37.9 L
Dead rise	19.5°	19.5°



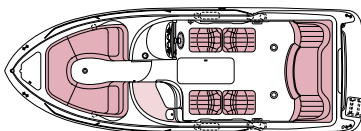
Sea Ray
A WORLD BEYOND THE MAINSTREAM.®
www.searay.com



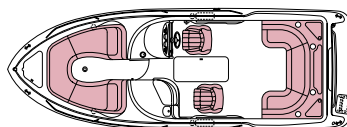
Standard Seating Plan



Optional Seating Plan #1



Optional Seating Plan #2



Optional Seating Plan #3

Hull and deck features

Anchor Storage w/Hatch
Brass-Threaded Garboard Drain Plug
Gel-Coat (Pearl)
Gel-Coated Bilge Area
Gel-Coated Graphics (Red, Blue, Green)
Black & Gold (Tape Only)
High-Performance Vinylester Resin
Integral Deck Ventilators
Integral Swim Platform w/Concealed
Stainless Steel Swim Ladder
Integral Ventilation
Meets Applicable USCG & ABYC Standards
Navigation Lights
NMMA Certification
PVC Rub Rail w/Stainless Steel Insert
Removable Stern Light
Stainless Steel Bow & Stern Eyes
Stainless Steel Bow Rail
Stainless Steel Hardware
Stainless Steel Transom Rail
w/Integral Ski Tow
Thru-Bolted Stainless Steel Cleats (6)
Vac Pac

Cockpit features

12V Clarion® AM/FM Digital Cassette
Stereo w/4 Waterproof Speakers &
Cockpit Remote Control
Beverage Holders
Bow Rider Side Storage
Bow Rider Walk-Thru Door
Built-In Ice Chest
Chrome Sport Steering Wheel
Cockpit Side Panel Storage
w/Driver's Glove Box
Color-Coordinated Grab Handles
Indirect Cockpit Lighting/Bilge Light
Injection-Molded Back-to-Back Seat Shells
Integral Armrests
Lockable Enclosed Head Area w/Molded
Fiberglass Liner & Storage Cabinet
Marine-Grade Vinyl (Sand or White
w/Accent Welt)
Molded Dash w/Burl Instrument Panels &
Urethane Visor
Rotocast Bucket Seat Shells
w/Flip-Up Thigh-Rise Bolsters

Seating Plan:

Aft Sun Pad w/Gas-Assist Lifts
Fiberglass Aft Bench Seat w/Storage Below
Hi-Lo Aft Bench Seat
(Forms Extended Sun Pad)
Molded Bow Rider Seating
w/Fiberglass Storage
Swivel Bucket Helm Seats
w/Flip-Up Thigh-Rise w/Sliders &
Vertical Adjustment on Starboard Side

Ski Storage w/Hinged Fiberglass Hatch &
Vinyl Matting
Snap-In Carpet Liner
Storage Under Starboard Dash w/Lighting
Trash Receptacle
Ventilated Engine Compartment

Windshield and canvas

Sunbrella® Bimini Top w/Interlocking Top
Extrusion, Boot & Vertical Top Storage
Walk-Thru Tempered Curved Glass
Windshield w/Stainless Steel Supports
Windshield Wiper (Starboard)

Technical

12V Receptacle
Audible Engine Alarms (Oil & Water)
Automatic Bilge Pump
Battery Box w/Mount
Circuit Breakers
Color-Coded Wiring
Compass

Custom Sea Ray® Backlit Instrumentation
w/Low-Glare Blue Night Lighting:

Fuel Gauge
Oil Pressure
Speedometer
Tachometer w/Hourmeter
Temperature
Trim Gauge
Voltmeter

Dash Dimmer Rheostat
Electric Bilge Blower
Fire Extinguisher Discharge Port
Fuel Tank w/Anti-Siphon Valve &
Electric Sending Unit
Horn
Lowrance® 3500 Depth Finder
w/Transducer
Power Steering
Power Tilt & Trim
Remote Oil Filter
Shift & Throttle Lever w/Trim Switch &
Ignition Cutout Switch
Stainless Steel Propeller
Switch Panel w/Illuminated Rockers
Tilt Steering

Standard engine

7.4L MPI Bravo® I MCM Stern Drive
(310 hp - 231 kW)

Options/Accessories

OPTIONAL ENGINES

Gasoline Stern Drives:

7.4L MPI Bravo® III MCM
(310 hp - 231 kW)

454 Magnum® MPI Bravo® I MCM
w/Corsa™ Exhaust System
(385 hp - 287 kW)

Optional Seating Plan #1:

Adjustable Back-to-Back Lounger Seat
w/Fiberglass Storage Base (Port)
Aft Jump Seats (Forms Sun Pad)
Hinged Fiberglass Motorbox &
Aft Seating Unit w/Gas-Assist Lifts
Swivel Bucket Helm Seat
w/Flip-Up Thigh-Rise w/Slider &
Vertical Adjustment on Starboard Side

Optional Seating Plan #2:

Adjustable Back-to-Back Lounger Seats
w/Fiberglass Storage Base
Aft Jump Seats (Forms Sun Pad)
Hinged Fiberglass Motorbox &
Aft Seating Unit w/Gas-Assist Lifts

Optional Seating Plan #3:

Circular Aft Seating
Swivel Bucket Helm Seats
w/Flip-Up Thigh-Rise w/Sliders &
Vertical Adjustment on Starboard Side

Bimini Canvas Package:

Aft Curtain
Canvas Storage Bag
Cockpit Cover
Front Curtains
Side Curtains
Tonneau Cover

Individual Options:

Additional Swim Platform
Battery On/Off Switch
Bow Rider Filler Cushions
Cockpit Cover/Tonneau Cover
Cockpit Table
Cockpit Table & Sun Pad Filler Cushions
(Available w/Optional Seating Plan #3
Only)
Dual Battery Switch w/2nd Battery Tray
Halon System
Hydraulic Trim Tabs
Portable Head
Pressure Water System w/10-Gallon Water
Tank (Wet Bar & Transom Shower)
Pump-Out Head
Single CD Player w/Amplifier
Transom Trailer Trim Switch

CE Option

Sea Ray Boats, Inc., 2600 Sea Ray Blvd., Knoxville, TN 37914. For information call 1-800-SRBOATS or fax 1-314-213-7878.

Note: Not all accessories shown in pictures or described herein are standard equipment or even available as options. Options and features are subject to change without notice. Not all model year boats may contain all the features or meet the specifications described herein. Confirm availability of all accessories and equipment with an authorized Sea Ray dealer prior to purchase. Printed in the U.S.A. July 1999 © Sea Ray Boats, Inc. MRP #1330935



A WORLD BEYOND THE MAINSTREAM.
www.searay.com