

Sea Ray

280 SUNDANCER®

2007



SPECIFICATIONS

Overall length w/std. extended swim platform	31'1"	9.47 m
Beam	9'5"	2.87 m
Draft		
(sterndrive down)	39"	99.1 cm
(sterndrive up)	22"	55.9 cm
(twin sterndrive down)	39"	99.1 cm
(twin sterndrive up)	23"	58.4 cm
Dry weight	8,500 lbs	3,856 kg
Fuel capacity	100 gal	378.5 L
Water capacity	28 gal	106 L
Holding tank	28 gal	106 L
Dead rise	21°	21°

The specification measurements are approximations and subject to variance.

HIGHLIGHTS

- Mercury Installation Quality Certification – standard 2-year limited engine warranty
- Standard SmartCraft™ Diagnostics
- Extended swim platform with concealed swim ladder
- Standard bimini top with full canvas enclosure
- Folding aft seat with hinged legs – lifts with engine hatch
- Aft-facing cockpit seat easily converts to sun pad by simply sliding the seat aft (no cushions or table to store)
- Removable carry-on cooler with designated onboard storage
- Gas-assisted engine hatch for easy bilge access
- Cockpit wet bar
- Lockable fiberglass sliding cabin door with integral steps to foredeck
- Helm seat with flip-up thigh-rise bolster
- Full galley with fiberglass granite-colored countertops, recessed stove with cover, sink, refrigerator, and microwave
- Freshwater washdown, hot and cold transom shower, and dockside water inlet
- 12V satellite-ready AM/FM single CD stereo with six-disc changer, amplifier, six speakers and digital cockpit remote control
- Sirius® satellite receiver with antenna, includes 6-months of activation on Sirius Satellite Radio
- Two dining tables – one in the opposing dinette and one in the V-berth (with designated storage)
- Illuminated weatherproof electronic switch pads with waterproof breaker panels
- VHF radio
- Standard carbon monoxide monitor
- Sea Ray Owners Club™ membership



280 SUNDANCER®

2007

FEATURES AND STANDARD EQUIPMENT

HULL & DECK FEATURES

Anchor Chute w/Hawse Pipe & Galvanized Anchor
Bow & Stern Eyes, Stainless Steel
Bow Rail, Stainless Steel w/Welded Stanchions
Cleats, Custom Sea Ray® 10" Thru-Bolted - Stainless Steel (8)
Deck Fill Plates
Drain Plug, Brass-Threaded - Garboard (2 w/Twin Engines)
Gel Coat, Arctic White
Graphics, Striping
Handrails, Stainless Steel - Transom (2)
Hatch, Deck Vent - Clear, Tinted & Tempered w/Locks & Sky Screen Cover - Trapezoidal
Light, Stern - Removable
Lights, Navigation - Stainless Steel
Portlights, Stainless Steel (4 Opening)
Resin, High-Performance Vinyl Ester
Rub Rail, PVC w/Stainless-Steel Insert
Storage, Anchor w/Gas-Assisted Hatch
Storage, Transom Wall - (For Fenders & Gear)

Swim Platform, Extended w/Concealed Stainless-Steel
Three-Step Swim Ladder
w/Integral Grab Handle
Thru-Hull Fittings, Stainless Steel
Vent System, Engine Room - Integral
Windshield, Tempered/Tinted Curved
Glass w/Walk-Thru & Stainless-Steel Supports
Windshield Wiper - Starboard

Canvas (Sunbrella®):
Aft Curtain w/Bungee Straps
Ball & Socket Fittings
Bimini Top w/Boot & Vertical Storage
Canvas Storage Bag
Front Curtains
Side Curtains

Certifications:
Meets Applicable USCG & ABYC Standards
NMMA Certification
Mercury Installation Quality Certification

COCKPIT FEATURES

Beverage Holders (7) Stainless Steel
Carpet Liner, Snap-In
Cooler, Carry-On w/Designated Storage
Door, Cabin Entry (Sliding & Lockable) - Fiberglass w/Integral Steps
Door, Transom
Floor Liner, Fiberglass - Self-Bailing
Hatch, Engine Room - Gas-Assisted
Lighting, Indirect
Outlet, 12V Accessory
Outlet, 120V GFI Protected
Seating, Aft Bench (Foldaway)
Seating, Aft-Facing w/Fold-Down
Sun Pad - Port

Seating, Bucket w/Swivel, Slider, Flip-Up Thigh-Rise Bolster & Rotocast Shell - Helm
Seating, Lounger w/Forward-Facing Backrest - Port
Sport Spoiler, Molded Fiberglass (Seamless) w/Overhead Lighting
Steps, Boarding - Molded-In
Storage, Side Panels
Table, Cockpit
Wet Bar w/Sink, Stainless-Steel
Faucet, Built-In Insulated Cooler, Beverage Holders, Stainless-Steel
Handrail & Storage Below

CABIN FEATURES

Carbon Monoxide Monitor
Carpet, Deep-Pile BCF - 44-Ounce
Lighting, 12V
Outlets, 120V GFI Protected
Stereo, Clarion® 12V AM/FM Single CD, 6-Disc Changer, & Sirius®
Satellite Receiver w/Antenna, MP3
Port, Speakers (2 Coax - Cabin & 2 Component - Cockpit) & Digital
Cockpit Remote Control
Wood Interior Package - Cherry
Wood Cabinets

Dinette:
Filler Cushions w/Dedicated Storage
Seating, Opposing Dinette w/Storage Below - Converts to Bed
Storage, Drawer
Storage, Gunwale Cabinet
Table, Dinette - Solid Wood

Galley:
Countertop, Molded Fiberglass w/Sink, Faucet & Corian® Sink Cover
Handrail, Stainless Steel
Lighting, 12V
Microwave, 120V
Outlet, 12V Accessory

Refrigerator, Dual-Voltage - 120V/12V
Storage, Upper & Lower
Stove, Electric - Single-Burner
Trash Receptacle - Under Step

V-Berth:
Filler Cushions w/Dedicated Storage
Hanging Locker
Mirrored Rope Locker Bulkhead
Seating, V-Berth w/Storage Below - Converts to Bed
Storage, Gunwale Cabinets
Table, Solid Wood w/Designated Storage

Mid-Berth:
Bunk, Double
Curtain, Privacy
Window, Sliding w/Screen

Head:
Handrail, Stainless Steel
Head (VacuFlush®)
Head, Enclosed - Full Fiberglass w/Shower & Curtain
Mirror
Vanity w/Sink, Faucet & Storage Below

TECHNICAL FEATURES

Control Station:
Alarms, Engine - Oil & Water (Audible)
Alarms, High-Water - Bilge & Cabin
Compass
Horn
Instrument Panels - High-Gloss Burl
Shift & Throttle Lever w/Trim Switch
SmartCraft™ Diagnostics:

- Instrumentation, Custom Sea Ray SmartCraft w/Low-Glare
- Blue Night Lighting & Chrome Bezels (Includes: Tachometer, Speedometer, Fuel Level, Oil Pressure, Trim, Water Temperature)
- SmartCraft System Tachometer (Includes: Depth, Engine Alarms/Hourmeter, Fuel Consumption/Usage, Trim Level)

Steering, Power-Assisted, Tilt
Wheel, Wood-Accent
Switch Pads, Illuminated
Weatherproof Electronic w/ISO Symbols
Tilt & Trim, Power

Electronics:
Depth Finder (Lowrance® 3500)
Diesel Only
VHF Radio w/8' Fiberglass Antenna & Stainless-Steel Ratchet Mount

Electrical Systems:
Battery Charger/Converter, 120V
Battery Switch, Dual
Battery Trays w/Mounts
Breaker Panels, Waterproof -
Electronic Interface Modules & Dash Dimmer (Helm & Engine Room)
Isolator, Galvanic
Panel, DC Main Breaker
Panel, Main Distribution - AC

Shore Power, 120V/30 Amp w/50' Cord & Adapter
Wiring, Color-Coded w/Chafe Protection

Engine Room:
Bilge Pump, 12V Automatic
Bilge Pumps, 12V Automatic High-Water (1 Bilge, 1 Cabin)
Blowers, 12V Bilge (2)
Fire Suppression System - Automatic w/Manual Pull
Gel-Coated Engine Room
Insulated Engine Room
Lighting, 12V

Fuel System:
Fuel Lines, USCG - Type A-1
Fuel Tank w/Anti-Siphon Valve & Electric Sending Unit

Water System:
Freshwater Washdown Spigot
Pressure Water System w/12V Pump
Shower, Cockpit - Hot & Cold
Water Heater, 120V (6-Gallon) w/Exchanger
Water Inlet, Dockside
Water Tank (28-Gallon)

Waste Systems:
Head System (VacuFlush®)
Holding Tank Level Indicator - Head
Holding Tank w/Dockside Pump-Out (28-Gallon)
Sump Box w/Pump - Automatic

Underwater Gear:
Trim Tabs, Hydraulic

STANDARD PROPULSION

496 Magnum® Bravo® III MCM
Sterndrive w/Turn-Key Start
(375 hp - 280 kW)

Propeller, Stainless Steel
Oil Filter - Remote

OPTIONS AND ACCESSORIES

OPTIONAL PROPULSION

Twin Gasoline Sterndrives:
T-4.3L MPI Alpha I MCM*
(T-220 hp - 164 kW)
T-4.3L MPI Bravo III MCM*
(T-220 hp - 164 kW)
T-5.0L MPI Bravo III MCM*
(T-260 hp - 194 kW)
(SmartCraft™ System Tachometers & System Speedometer Standard on all Twin Gasoline Engine Applications)

*Fuel-Injected Engines Std.
w/Stainless-Steel Propeller & Remote Oil Filter

Twin Diesel Sterndrives:
T-Volvo D6 310 - A/DPH
(T297 hp - 221 kW)



280 SUNDANCER®

2007

GENERATOR OPTIONS

5.0 kW Kohler® Low CO - Gas,
120V/60 Cycle
4.0 kW Kohler - Diesel,
120V/60 Cycle
4.0 kW Kohler Low CO - Gas,
220V/50 Cycle (Int'l)
3.5 kW Kohler - Diesel, 220V/50
Cycle (Int'l)

Includes Remote Start, Muffler &
Stainless-Steel Exhaust Outlet,
Closed Cooling, Remote Fuel Filter,
Seacock & Seawater Strainer.
(Generator manufacturer and size
may vary due to product availability.)

OPTIONAL PACKAGE

Camper Canvas Package:
Camper Aft Curtain (Std. Aft Curtain
is Deleted)
Camper Top w/Boot & Vertical Storage

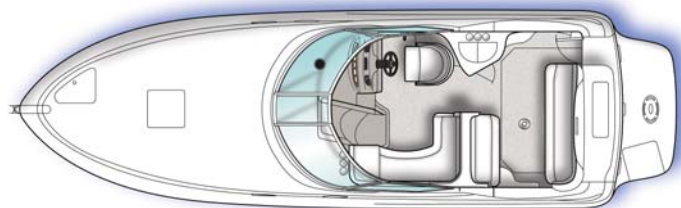
Front Curtains
Side Curtains (Bimini & Camper)

INDIVIDUAL OPTIONS

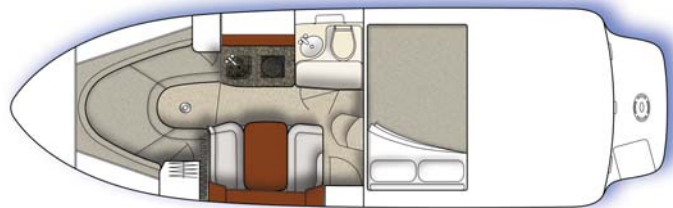
Air Conditioning/Heating 120V
Boater Safety Kit
Bottom Paint
Canvas, Blue or White (In Lieu of
Black)
Canvas, Cockpit Cover
Colored Hull (Blue, Pewter or Black)
Bottom Paint - Required
Dash, Gel Coated - Nickel
Flagpole w/Base & American Flag
Gray Water System
Inverter, 12VDC/120VAC
(Only Available w/TV Option)
Macerator w/Seacock Interlock
System
Mercathode II (Std. w/all Bravo
Sterndrives)
Spotlight, 5" Remote-Controlled
Stereo, Premium Cockpit Sound
System w/Upgraded Component
Speakers, Amplifiers, Subwoofer &
Transom Stereo Remote

Stereo Remote Control - Additional
Unit on Transom
Stove, 120V Alcohol/Electric,
Single-Burner
Stove, Butane - Single-Burner
TV, 15" Flatscreen & Remote DVD
Player, w/Dockside Inlet
& Antenna
V-Berth Fitted Sheet Set
Windlass, Chain w/Foot Switches
Windlass, Rope/Chain w/Foot
Switches

Storage Cradle
CE Option



Cockpit Layout



Cabin Layout

NOTE: Boats which are ordered with 220V/50 Cycle Electrical Systems will be installed with the appropriate appliances in the corresponding voltage.

Sea Ray


280 SUNDANCER®

2007

For a classic combination of beauty and power, just step aboard this dynamic 280 Sundancer. It's powered by a 375 horsepower 496 Magnum® Bravo® III MCM sterndrive and features a sporty, molded-fiberglass spoiler with overhead lighting, plus an extended swim platform with concealed swim ladder. Additional amenities include AM/FM/CD stereo and Sirius® satellite receiver, removable carry-on cooler, optional flatscreen TV/DVD player, and hot and cold transom shower.



State-of-the-art control station includes SmartCraft™ instruments, weatherproof illuminated switches, power-assisted steering, depth finder, and VHF radio.



This attractive cockpit wet bar comes fully equipped with sink and faucet. Below there's a carry-on cooler with designated storage.



There's plenty of room in this spacious cockpit with luxuriously padded seats facing both forward and aft.



An optional 15" flatscreen TV/DVD player can be added to this convenient galley. Additional amenities include a recessed stove, microwave, and dual voltage refrigerator.



A solid-wood table complements this handsome dining area. Seating converts to an extra bed with the addition of filler cushions.



This graceful V-berth features a mirrored locker and cherry wood-tone cabinets, plus filler cushions and privacy curtain.

Sea Ray Boats, 2600 Sea Ray Blvd., Knoxville, TN 37914. For information call 1-800-SRBOATS or fax 1-636-326-3282. Internet address: <http://www.searay.com>
Note: Not all accessories shown in pictures or described herein are standard equipment or even available as options. Options and features are subject to change without notice. Not all model year boats may contain all the features or meet the specifications described herein. Confirm availability of all accessories and equipment with an authorized Sea Ray dealer prior to purchase. Printed in the U.S.A. February 2006 ©Sea Ray Boats.

PUB081406

ABYC
Sponsor of ABYC Marine
Certification School



Sea Ray

