

Sea Ray

290 SUN SPORT

2006



HIGHLIGHTS

SPECIFICATIONS

Overall length	29'6"	8.99 m
Overall length w/optional extended swim platform	32' 2"	9.82 m
Beam	9'8"	2.95 m
Draft		
(sterndrive down)	40"	101.6 cm
(sterndrive up)	25"	63.5 cm
(twin sterndrive down)	37"	94.0 cm
(twin sterndrive up)	26"	66.0 cm
Dry weight	8,300 lbs	3,765 kg
Fuel capacity	130 gal	492.1 L
Water capacity	24 gal	90.8 L
Holding tank	20 gal	75.7 L
Dead rise	21°	21°

- Limited Lifetime Structural Warranty on hull and deck
- Mercury Installation Quality Certification – standard 2-year limited engine warranty
- Standard SmartCraft™ Diagnostics
- SmartCraft™ System View available with twin gasoline engine applications
- Optional fiberglass sport spoiler
- Integral swim platform with concealed stainless steel swim ladder and swim platform storage
- 12V Clarion® AM/FM single CD stereo with amplifier, six speakers and digital cockpit remote control
- Sirius® satellite receiver with antenna, includes 6-months of activation on Sirius Satellite Radio
- Engine hatch with electric lifting system
- Floor storage with lighting and diamond plate flooring
- Lockable enclosed head area with molded fiberglass liner, sink with pullout sprayer, and medicine cabinet with mirror
- VacuFlush® head system
- Illuminated weatherproof electronic switch pads with ISO symbols
- Standard cockpit cover
- Carbon monoxide monitor standard
- Sea Ray Owners Club™ membership

FEATURES AND STANDARD EQUIPMENT

HULL & DECK FEATURES

Anchor Chute w/Cleat, Anchor & Rope
Bow & Stern Eyes, Stainless Steel
Bow Rail, Stainless Steel w/Stanchions
Cleats, Custom Sea Ray® 10" Thru-Bolted - Stainless Steel (6)
Drain Plug, Brass-Threaded - Garboard (2 w/Twin Engines)
Gel Coat, Arctic White
Handrail, Stainless Steel - Transom
Hatch, Deck Vent - Translucent w/Locks & Sky Screen Cover (20x20)
Light, Stern - Removable
Lights, Navigation - Stainless Steel
Portlights, Stainless Steel (1 Opening)
Resin, High-Performance Vinylster Resin
Rub Rail, PVC w/Stainless Steel Insert
Ski Tow Eye, Stainless Steel - Flush-Mount
Storage, Anchor w/Stainless Steel Latch

Storage, Swim Platform w/Fiberglass Hatch
Storage, Transom w/Doors
Thru-Hull Fittings, Stainless
Vent System, Engine Compartment - Integral
Windshield, Tempered/Tinted Curved Glass w/Stainless Steel Top Frame, Walk-Thru & Stainless Steel Supports
Windshield Wiper - Starboard

Canvas (Sunbrella®):
Bimini Top w/Boot w/Stainless Steel Ball & Socket Hardware & Vertical Storage
Cockpit Cover w/Canvas Storage Bag

Certifications:
Meets Applicable USCG & ABYC Standards
NMMA Certification
Mercury Installation Quality Certification

COCKPIT FEATURES

Armrests, Integral
Beverage Holders (7), Stainless w/Rubber Insert
Carpet Liner, Snap-In
Cooler, Carry-On w/Designated Storage
Dash, Custom Soft-Touch w/Wood-Grain Accents
Door, Cabin Entry (Sliding & Lockable) - Fiberglass w/Integral Steps
Door, Starboard Walk-Thru Transom
Floor Liner, Fiberglass w/Direct Overboard Drainage
Glove Box, Helm
Grab Handles, Stainless Steel
Handrails, Stainless Steel
Hatch, Engine Compartment - Electrically Actuated
Ice Chest, Insulated - Built-In Port
Lighting, Indirect
Outlet, 12V Accessory

Stereo, Clarion® 12V AM/FM Single CD & Sirius® Satellite Receiver w/Antenna, MP3 Port, Digital Cockpit Remote Control w/Amplifier & 6 Weatherproof Speakers
Storage, In-Floor w/Gas-Assisted Hatch, Lighting & Diamond Plate Flooring
Vinyl, Marine-Grade w/Mildew & UV Protection
Wet Bar w/Sink, Faucet, Stainless Steel Handrail, Trash Receptacle & Storage Cabinet w/Bottle Rack Below

Seating:
Bucket (2) - w/Swivels, Flip-Up Thigh-Rise Bolsters & Rotocast Shells - Slider on Helm
U-Shaped w/Fiberglass Storage Base & Sunpad Filler Cushions - Aft

CABIN FEATURES

Carbon Monoxide Monitor
Carpet, Deep-Pile BCF - 44-Ounce
Lighting, 12V
Pillows, Accent

Galley:
Countertop, Molded Fiberglass w/Granite-Colored Gel Coat, Sink & Faucet
Handrail, Stainless Steel
Outlet, 12V Accessory
Refrigerator, Dual-Voltage - 120V/12V
Storage, Upper & Lower
Trash Receptacle - Under Step
Wood Interior Package - Cabinets

V-Berth:
Filler Cushions
Hanging Locker
Mirrored Rope Locker Bulkhead
Seating, V-Berth w/Storage Below - Converts to Bed
Table, Dinette w/Designated Storage
Head:
Handrail, Stainless Steel
Head (VacuFlush®)
Head, Enclosed - Full Fiberglass Storage, Medicine Cabinet
Vanity w/Sink & Faucet w/Pullout Sprayer

TECHNICAL FEATURES

Helm:
Alarm, High-Water - Bilge
Alarms, Engine - Oil & Water (Audible)
Compass
Horn
Instrument Panel - High-Gloss Burl
Shift & Throttle Lever w/Trim Switch & Lanyard Stop Switch (Dual Binnacle Controls w/Twin Engines)
SmartCraft™ Diagnostics:
- Instrumentation, Custom Sea Ray SmartCraft w/Low - Glare Blue Night Lighting & Chrome Bezels (Includes: Tachometer, Speedometer, Fuel Level, Oil Pressure, Trim, Water Temperature)
- SmartCraft System Tachometer (Includes: Depth, Engine Alarms/Hourmeter, Fuel Consumption/Usage, Trim Level, Troll Control)
Steering, Power-Assisted
Steering, Tilt Wheel
Steering Wheel, w/Integrated Vessel Control System™ (VCS)
Switch Pads, Illuminated
Weatherproof Electronic w/ISO Symbols & Dimmer Control
Tilt & Trim, Power

Electrical Systems:
Battery Switch, Dual
Battery Trays w/Mounts
Breaker Panels, Waterproof - Electronic Interface Modules (Helm & Engine Room)
Panel, DC Main Breaker
Wiring, Color-Coded w/Chafe Protection

Engine Compartment:
Bilge Pump, 12V Automatic High-Water
Bilge Pumps, 12V Automatic (1 Bilge, 1 Cabin, 1 Cockpit)
Blowers, 12V Bilge (2)
Fire Suppression System - Automatic w/Manual Pull
Gel-Coated Engine Compartment
Insulated Engine Compartment
Lighting, 12V
Oil Filter - Remote

Fuel System:
Fuel Lines, USCG - Type A-1
Fuel Tank, Aluminum w/Electric Shutoff Valve & Electric Sending Unit

Water System:
Pressure Water System w/12V Pump
Shower, Transom Pullout Sprayer
Water Tank (24-Gallon)

Waste System:
Head System (VacuFlush)
Holding Tank w/Dockside Pump-Out (20-Gallon)
Sump Box w/Pump - Automatic

Underwater Gear:
Propeller, Stainless Steel
Trim Tabs, Hydraulic

STANDARD PROPULSION

MX6.2 MPI Bravo® III MCM
Sterndrive (320 hp - 239 kW)

Propeller, Stainless Steel
Oil Filter - Remote

OPTIONS AND ACCESSORIES

OPTIONAL PROPULSION

Gasoline Sterndrives:
496 Magnum® MPI Bravo III MCM* (375 hp - 280 kW)
496 Magnum MPI HO Bravo III MCM* (425 hp - 317 kW)

Twin Gasoline Sterndrives:
T-5.0L MPI Bravo I MCM* (T-260 hp - 194 kW)
T-5.0L MPI Bravo III MCM* (T-260 hp - 194 kW)
T-350 Magnum MPI Bravo I MCM* (T-300 hp - 224 kW)
T-350 Magnum MPI Horizon Bravo I MCM* (T-300 hp - 224 kW)

T-MX6.2 MPI Bravo I MCM* (T-320 hp - 239 kW)
T-MX6.2 MPI Horizon Bravo I MCM* (T-320 hp - 239 kW)
*Fuel-Injected Engines Std. w/Stainless Steel Propeller & Remote Oil Filter

Twin Diesel Sterndrives:
T-Volvo D3-160 DP (T-163 hp - 120 kW)
(SmartCraft™ Systems N/A on Diesel Engine Applications)

OPTIONAL PACKAGES

Preferred Option Group w/Canvas Package:

Battery Charger/Converter,
120V/60 Cycle
Canvas, Aft Curtain w/Bungee Straps
Canvas, Front Curtains
Canvas, Side Curtains
Carpet Runners, Interior
(Sunbrella®)
Microwave, 120V
Shore Power w/50' Cord, Adapter &
Main Distribution Panel, 120V
VHF Radio w/4' Fiberglass Antenna
& Stainless Steel Ratchet Mount

SmartCraft™ System View: (Replaces System Monitor - Only Available w/Twin Gasoline Engine Applications):

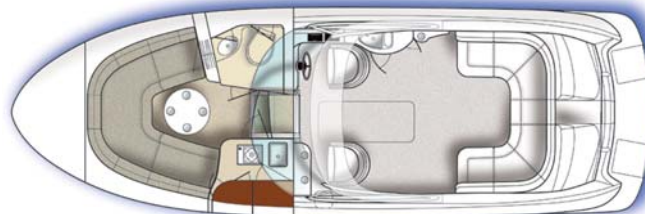
Instrumentation, Custom Sea Ray
SmartCraft w/Low-Glare Blue Night
Lighting & Chrome Bezels
(Includes: Tachometer &
Speedometer)
SmartCraft System View (Includes:
Air & Water Temperature,
Combined Fuel Flow/Range,
Depth, Engine
Alarms/Hourmeters, Engine
Synchronizer, GPS Interface,
System Maintenance Records)

INDIVIDUAL OPTIONS

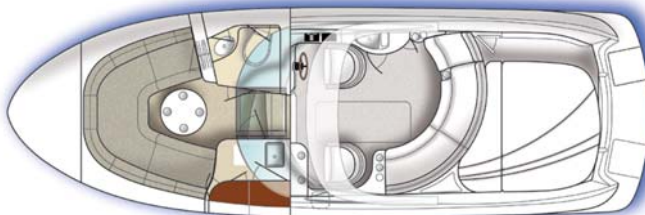
Air Conditioning/Heating: 120V/60
Cycle (9,000 BTU) (Shore Power
Must Also Be Ordered)
Battery Charger/Converter, 120V/60
Cycle (Shore Power Must Also
Be Ordered)
Bow Rail, High Profile (In Lieu of
Std. Low Profile)
CD Changer, 6-Disc
Docking Lights
Exhaust System, Thru-Hull (Corsa™)
Freshwater Cooling (T-5.0L MPI Only)
Graphics, Two-Tone Gel Coat
(Pewter, Blue, Black, Cinnabar,
Titanium)
Gray Water System
Macerator w/Seacock
Interlock System
Refrigerator, Cockpit - 12V (Only
Available w/Optional Seating
Plan B)
Shore Power w/50' Cord, Adapter &
Main Distribution Panel, 120V
Sport Spoiler, Molded Fiberglass
(Seamless) w/Overhead Lighting

Spotlight, 5" Remote-Controlled
Stereo, Premium Cockpit Sound
System, Polk Momo w/6-Disc CD
Changer, Upgraded Component
Speakers, Amplifiers, Subwoofer &
Transom Stereo Remote
Transom Speakers, Polk Momo
(Must Order Premium Cockpit
Sound System)
Swim Platform, Extended
TV/DVD Combo, 9" (Dual-Voltage -
120V/12V) (Only Available
w/Optional Sport Spoiler)
VHF Radio w/4' Fiberglass Antenna
& Stainless Steel Ratchet Mount
Water Heater w/Exchanger (Shore
Power Must Also Be Ordered)
Windlass, Rope/Chain
w/Foot Switches

Storage Cradle
CE Option

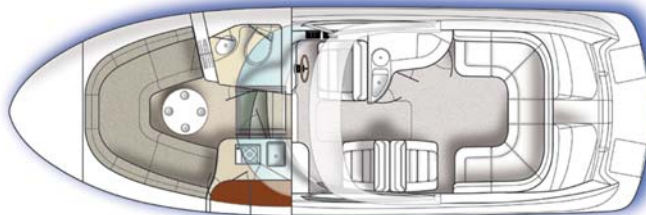


Standard Seating



Optional Seating Plan A

Seating, Bucket (2) - w/Swivels,
Flip-Up Thigh-Rise Bolsters, & Rotocast
Shells - Slider on Helm
Seating, Port/Aft Semi-Circular
w/Fiberglass Storage Base
Sun Pad, Aft (Gas-Assisted) w/Fiberglass
Storage Base
(Only Available w/Optional Sport Spoiler)



Optional Seating Plan B

Seating, Double Helm w/Flip-Up Thigh-
Rise Bolster, & Fiberglass Storage Base
Seating, Back-to-Back Lounger -
Adjustable w/Flip-Up Thigh-Rise Bolster,
& Fiberglass Storage Base - Port
Seating, U-Shaped w/Fiberglass Storage
Base & Sun Pad Filler Cushions - Aft
Wet Bar w/Sink, Faucet, Cooler, Stainless
Steel Beverage Holders, Stainless Steel
Handrail, Trash Receptacle, & Storage
Cabinet w/Bottle Rack Below (Replaces
Std. Wet Bar)

This stunning 290 Sun Sport boat is made with the craftsmanship and integrity only Sea Ray can provide. Powered by a 320 hp MX6.2 MPI Bravo® III MCM sterndrive, this champion is available in three different cockpit configurations, each with the very latest in designer décor. Nowhere else will you find a beauty this bold.



This commanding helm comes fully equipped with a full array of custom SmartCraft™ instruments including illuminated weatherproof electronic switch pads with ISO symbols and tilt-steering wheel with integrated Vessel Control System™ (VCS).



Optional Seating Plan B

Cockpit seating features a convenient back-to-back lounge on the port side and a large wet bar with a 12V refrigerator option for beverages. This makes for convenient entertaining in the cockpit.



Standard integral swim platform features built-in cooler while optional extended swim platform includes concealed, stainless steel ladder with integrated grab handle.



Gourmet galley includes granite-colored countertop, dual-voltage refrigerator, and cherry wood-tone cabinets.



Enjoy a quiet meal in this luxuriously appointed V-berth dining area.



Designer touches include rich fabrics and tasteful patterns in this V-berth area that converts to a comfortable bed.

Sea Ray Boats, 2600 Sea Ray Blvd., Knoxville, TN 37914. For information call 1-800-SRBOATS or fax 1-636-326-3282. Internet address: <http://www.searay.com>
 Note: Not all accessories shown in pictures or described herein are standard equipment or even available as options. Options and features are subject to change without notice. Not all model year boats may contain all the features or meet the specifications described herein. Confirm availability of all accessories and equipment with an authorized Sea Ray dealer prior to purchase. Printed in the U.S.A. June 2005 ©Sea Ray Boats.