

Sea Ray

# 290 SUN SPORT®

2007



## SPECIFICATIONS

Overall length	29'6"	8.99 m
Overall length w/optional extended swim platform	32' 2"	9.80 m
Beam	9'8"	2.94 m
Draft		
(sterndrive down)	40"	101.6 cm
(sterndrive up)	25"	63.5 cm
(twin sterndrive down)	37"	94.0 cm
(twin sterndrive up)	26"	66.0 cm
Dry weight	8,300 lbs	3,765 kg
Fuel capacity	130 gal	492.1 L
Water capacity	24 gal	90.8 L
Holding tank	20 gal	75.7 L
Dead rise	21°	21°

*The specification measurements are approximations and subject to variance.*

## HIGHLIGHTS

- Limited Lifetime Structural Warranty on hull and deck
- Mercury Installation Quality Certification – standard 2-year limited engine warranty
- Standard SmartCraft™ Diagnostics
- SmartCraft™ System View available with twin gasoline engine applications
- Optional fiberglass sport spoiler
- Integral swim platform with concealed stainless-steel swim ladder and swim platform storage
- 12V Clarion® AM/FM single CD stereo with amplifier, six speakers and digital cockpit remote control
- Sirius® satellite receiver with antenna, includes 6-months of activation on Sirius Satellite Radio
- Engine hatch with electric lifting system
- Spacious cabin w/galley, enclosed head, and convertible V-berth/dinette
- VacuFlush® head system
- Illuminated weatherproof electronic switch pads with ISO symbols
- Standard cockpit cover
- Carbon monoxide monitor standard
- Sea Ray Owners Club™ membership



## FEATURES AND STANDARD EQUIPMENT

### HULL & DECK FEATURES

Anchor Chute w/Cleat, Anchor & Rope  
Bow & Stern Eyes, Stainless Steel  
Bow Rail, Stainless Steel w/Stanchions  
Cleats, Custom Sea Ray® 10" Thru-Bolted - Stainless Steel (6)  
Drain Plug, Brass-Threaded - Garboard (2 w/Twin Engines)  
Gel Coat, Arctic White  
Handrail, Stainless Steel - Transom Hatch, Deck Vent - Translucent w/Locks & Sky Screen Cover (20x20)  
Light, Stern - Removable  
Lights, Navigation - Stainless Steel  
Portlights, Stainless Steel (1 Opening)  
Resin, High-Performance Vinyl Ester  
Rub Rail, PVC w/Stainless-Steel Insert  
Ski Tow Eye, Stainless Steel-Flush-Mount  
Storage, Anchor w/Stainless-Steel Latch  
Storage, Swim Platform w/Fiberglass Hatch  
Storage, Transom w/Doors  
Thru-Hull Fittings, Stainless  
Vent System, Engine Compartment - Integral  
Windshield, Tempered/Tinted Curved Glass w/Stainless-Steel Top Frame, Walk-Thru & Stainless-Steel Supports  
Windshield Wiper - Starboard

#### Canvas (Sunbrella®):

Bimini Top w/Boot w/Stainless-Steel Ball & Socket Hardware & Vertical Storage  
Cockpit Cover w/Canvas Storage Bag

#### Certifications:

Meets Applicable USCG & ABYC Standards  
NMMA Certification  
Mercury Installation Quality Certification

### COCKPIT FEATURES

Armrests, Integral  
Beverage Holders (7), Stainless w/Rubber Insert  
Carpet Liner, Snap-In  
Cooler, Carry-On w/Designated Storage  
Dash, Custom Soft-Touch w/Wood-Grain Accents  
Door, Cabin Entry (Sliding & Lockable) - Fiberglass w/Integral Steps  
Door, Starboard Walk-Thru Transom  
Floor Liner, Fiberglass w/Direct Overboard Drainage  
Glove Box, Helm  
Grab Handles, Stainless Steel  
Handrails, Stainless Steel  
Hatch, Engine Compartment - Electrically Actuated  
Ice Chest, Insulated - Built-In Port  
Lighting, Indirect  
Outlet, 12V Accessory  
Stereo, Clarion® 12V AM/FM Single CD & Sirius® Satellite Receiver w/Antenna, MP3 Port, Digital Cockpit Remote Control w/Amplifier & 6 Weatherproof Speakers  
Storage, In-Floor w/Gas-Assisted Hatch, Lighting & Diamond Plate Flooring  
Vinyl, Marine-Grade w/Mildew & UV Protection  
Wet Bar w/Sink, Faucet, Stainless-Steel Handrail, Trash Receptacle & Storage Cabinet w/Bottle Rack Below

#### Seating:

Bucket (2) - w/Swivels, Flip-Up Thigh-Rise Bolsters & Rotocast Shells - Slider on Helm  
U-Shaped w/Fiberglass Storage Base & Sun Pad Filler Cushions - Aft

### CABIN FEATURES

Carbon Monoxide Monitor  
Carpet, Deep-Pile BCF - 44-Ounce  
Lighting, 12V  
Pillows, Accent

#### Galley:

Countertop, Molded Fiberglass w/Granite-Colored Gel Coat, Sink & Faucet  
Handrail, Stainless Steel  
Outlet, 12V Accessory  
Refrigerator, Dual-Voltage - 120V/12V  
Storage, Upper & Lower  
Trash Receptacle - Under Step  
Wood Interior Package - Cabinets

#### V-Berth:

Filler Cushions  
Hanging Locker  
Mirrored Bulkhead  
Seating, V-Berth w/Storage Below - Converts to Bed  
Table, Dinette w/Designated Storage

#### Head:

Handrail, Stainless Steel  
Head (VacuFlush®)  
Head, Enclosed - Full Fiberglass  
Vanity w/Sink & Faucet  
w/Pullout Sprayer

### TECHNICAL FEATURES

#### Helm:

Alarm, High-Water - Bilge  
Alarms, Engine - Oil & Water (Audible)  
Compass  
Horn  
Instrument Panel - High-Gloss Burl  
Shift & Throttle Lever w/Trim Switch & Lanyard Stop Switch (Dual)  
Binnacle Controls w/Twin Engines)  
SmartCraft™ Diagnostics:  
- Instrumentation, Custom Sea Ray SmartCraft w/Low - Glare Blue Night Lighting & Chrome Bezels (Includes: Tachometer, Speedometer, Fuel Level, Oil Pressure, Trim, Water Temperature)  
- SmartCraft System Tachometer (Includes: Depth, Engine Alarms/Hour Meter, Fuel Consumption/Usage, Trim Level, Trol Control)  
Steering, Power-Assisted Tilt Wheel w/Integrated Vessel Control System™ (VCS) & Wood-Grain Accents  
Switch Pads, Illuminated  
Weatherproof Electronic w/ISO Symbols & Dimmer Control  
Tilt & Trim, Power

#### Electrical Systems:

Battery Switch, Dual  
Battery Trays w/Mounts

Breaker Panels, Waterproof - Electronic Interface Modules (Helm & Engine Room)  
Panel, DC Main Breaker  
Wiring, Color-Coded w/Chafe Protection

#### Engine Compartment:

Bilge Pump, 12V Automatic  
High-Water  
Bilge Pumps, 12V Automatic (1 Bilge, 1 Cabin, 1 Cockpit)  
Blowers, 12V Bilge (2)  
Fire Suppression System - Automatic w/Manual Pull  
Gel-Coated Engine Compartment  
Insulated Engine Compartment  
Lighting, 12V

#### Fuel System:

Fuel Lines, USCG - Type A-1  
Fuel Tank, Aluminum w/Electric Shutoff Valve & Electric Sending Unit

#### Water System:

Pressure Water System w/12V Pump  
Shower, Transom Pullout Sprayer  
Water Tank (24-Gallon)

#### Waste System:

Head System (VacuFlush)  
Holding Tank w/Dockside Pump-Out (20-Gallon)  
Sump Box w/Pump - Automatic

#### Underwater Gear:

Trim Tabs, Hydraulic

### STANDARD PROPULSION

496 Magnum® MPI Bravo III MCM (375 hp - 280 kW)

Propeller, Stainless Steel  
Oil Filter - Remote

## OPTIONS AND ACCESSORIES

### OPTIONAL PROPULSION

#### Twin Gasoline Sterndrives:

T-5.0L MPI Bravo III MCM\* (T-260 hp - 194 kW)  
T-350 Magnum MPI Bravo III MCM\* (T-300 hp - 224 kW)  
T-350 Magnum MPI Horizon Bravo III MCM\* (T-300 hp - 224 kW)  
T-MX6.2 MPI Bravo III MCM\* (T-320 hp - 239 kW)  
T-MX6.2 MPI Horizon Bravo III MCM\* (T-320 hp - 239 kW)

\*Fuel-Injected Engines Std. w/Stainless-Steel Propeller & Remote Oil Filter

#### Twin Diesel Sterndrives:

T-Volvo D3-160 DPS (T-157 hp - 115 kW)  
(SmartCraft™ Systems N/A on Diesel Engine Applications)





# 290 SUN SPORT®

2007

## OPTIONAL PACKAGES

### **Preferred Option Group w/Canvas Package:**

Battery Charger/Converter,  
120V/60 Cycle  
Shore Power w/50' Cord, Adapter &  
Main Distribution Panel, 120V  
Microwave, 120V  
VHF Radio w/4' Fiberglass Antenna  
& Stainless-Steel Ratchet Mount  
Carpet Runners, Interior (Sunbrella®)  
Front Curtains  
Side Curtains  
Aft Curtain w/Bungee Straps

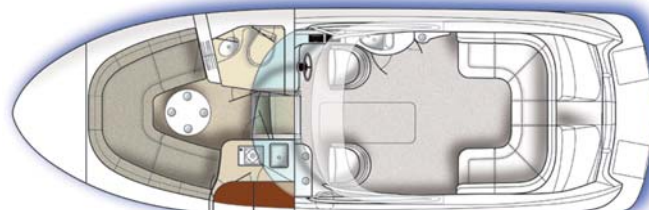
### **SmartCraft™ System View: (Replaces System Monitor - Only Available w/Twin Gasoline Engine Applications):**

Instrumentation, Custom Sea Ray  
SmartCraft w/Low-Glare Blue Night  
Lighting & Chrome Bezels (Includes:  
Tachometer & Speedometer)  
SmartCraft System View (Includes:  
Air & Water Temperature,  
Combined Fuel Flow/Range,  
Depth, Engine Alarms/Hour  
Meters, Engine Synchronizer, GPS  
Interface, System Maintenance  
Records)

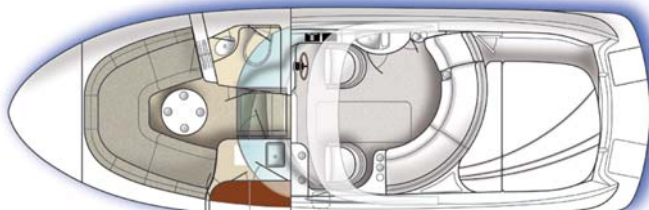
## INDIVIDUAL OPTIONS

Air Conditioning/Heating: 120V/60  
Cycle (9,000 BTU) (Shore Power  
Must Also Be Ordered)  
Battery Charger  
Battery Charger/Converter, 120V/60  
Cycle (Shore Power Must Also  
Be Ordered)  
Boater Safety Kit  
Bow Rail, High Profile (In Lieu of  
Std. Low Profile)  
CD Changer, 6-Disc  
Docking Lights  
Exhaust System, Thru-Hull (Corsa™)  
Flagpole w/Base & American Flag  
Freshwater Cooling (T-5.0L MPI Only)  
Graphics, Two-Tone Gel Coat  
(Pewter, Blue, Black, Cinnabar,  
Titanium)  
Gray Water System  
Macerator w/Seacock  
Interlock System  
Refrigerator, Cockpit - 12V (Only  
Available w/Optional Seating  
Plan B)  
Shore Power w/50' Cord, Adapter &  
Main Distribution Panel, 120V  
Ski Mirror

Sport Spoiler, Molded Fiberglass  
(Seamless) w/Overhead Lighting  
Spotlight, 5" Remote-Controlled  
Stereo, Premium Cockpit Sound  
System, Polk Momo w/6-Disc CD  
Changer, Upgraded Component  
Speakers, Amplifiers, Subwoofer &  
Transom Stereo Remote  
Stereo, Remote Control - Additional  
Unit on Transom  
Transom Speakers, Polk Momo  
(Must Order Premium Cockpit  
Sound System)  
Swim Platform, Extended  
TV/DVD Combo, 9" (Dual-Voltage -  
120V/12V) (Only Available  
w/Optional Sport Spoiler)  
VHF Radio w/4' Fiberglass Antenna  
& Stainless-Steel Ratchet Mount  
Water Heater w/Exchanger (Shore  
Power Must Also Be Ordered)  
Windlass, Rope/Chain  
w/Foot Switches  
Storage Cradle  
CE Option

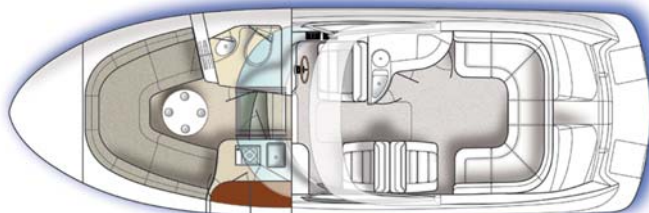


**Standard Seating**



### **Optional Seating Plan A**

Seating, Bucket (2) - w/Swivels,  
Flip-Up Thigh-Rise Bolsters, & Rotocast  
Shells - Slider on Helm  
Seating, Port/Aft Semi-Circular  
w/Fiberglass Storage Base  
Sun Pad, Aft (Gas-Assisted) w/Fiberglass  
Storage Base  
(Only Available w/Optional Sport Spoiler)



### **Optional Seating Plan B**

Seating, Double Helm w/Flip-Up Thigh-  
Rise Bolster, & Fiberglass Storage Base  
Seating, Back-to-Back Lounger -  
Adjustable w/Flip-Up Thigh-Rise Bolster,  
& Fiberglass Storage Base - Port  
Seating, U-Shaped w/Fiberglass Storage  
Base & Sun Pad Filler Cushions - Aft  
Wet Bar w/Sink, Faucet, Cooler, Stainless-  
Steel Beverage Holders, Stainless-Steel  
Handrail, Trash Receptacle, & Storage  
Cabinet w/Bottle Rack Below (Replaces  
Std. Wet Bar)

NOTE: Boats which are ordered with 220V/50 Cycle Electrical Systems will be installed with the appropriate appliances in the corresponding voltage.

Sea Ray®

# 290 SUN SPORT®

2007

This stunning 290 Sun Sport is made with the craftsmanship and integrity only Sea Ray can provide. Powered by a 375 hp 496 Magnum MPI Horizon Bravo III MCM Sterndrive, this champion is available in three different cockpit configurations, each with the very latest in designer décor. Nowhere else will you find a beauty this bold.



This commanding helm comes fully equipped with a full array of custom SmartCraft™ instruments including illuminated weatherproof electronic switch pads with ISO symbols and tilt-steering wheel with integrated Vessel Control System™ (VCS).



Luxurious U-shaped seating offers plenty of room to relax in this optional cockpit floor plan. Filler cushions convert this area into a comfortably spacious sun pad.



Standard integral swim platform features built-in cooler while optional extended swim platform includes concealed, stainless-steel ladder with integrated grab handle.



Gourmet galley includes granite-colored countertop, dual-voltage refrigerator, and cherry wood-tone cabinets.



Enjoy a quiet meal in this luxuriously appointed V-berth dining area.



Designer touches include rich fabrics and tasteful patterns in this V-berth area that converts to a comfortable bed.

Sea Ray Boats, 2600 Sea Ray Blvd., Knoxville, TN 37914. For information call 1-800-SRBOATS or fax 1-636-326-3282. Internet address: <http://www.searay.com>  
Note: Not all accessories shown in pictures or described herein are standard equipment or even available as options. Options and features are subject to change without notice. Not all model year boats may contain all the features or meet the specifications described herein. Confirm availability of all accessories and equipment with an authorized Sea Ray dealer prior to purchase. Printed in the U.S.A. June 2006 ©Sea Ray Boats.

PUB081806

**ABYC**  
Sponsor of ABYC Marine  
Certification School



Sea Ray®

