

# 480 Sedan Bridge

2004



Molded fiberglass steps lead from the bridge to the self-bailing cockpit area. For safety and extra room on the bridge, close off the steps by lowering the portside bridge hatch.



The inviting cabin has all the comforts of home, with faux granite galley countertops, tables, deep-pile marine carpeting, an electric convertible sofa/sleeper and dinette.



The galley has every conceivable convenience, including a fiberglass countertop with Corian® cutting board, sink with Grohe® faucet, three-burner electric stove, microwave/convection oven, refrigerator, freezer and coffemaker.

Her beautiful lines may be the first thing you notice about the 480 Sedan Bridge. But under that elegant demeanor beats the heart of a large beast — or rather, two large beasts — twin 640 hp QSM-11 Cummins MerCruiser® engines. She's equally impressive inside, with three private staterooms, two full heads, three entertainment centers and sleeping accommodations for many people.



Guests in the portside stateroom have a full-size bed with innerspring mattress, a cedar-lined hanging locker with beveled mirrored door, circular skylight, TV/DVD combo, and private access to the guest head.



In the master stateroom, a full-size pedestal bed with innerspring mattress has storage underneath, as well as enclosed gunwale cabinets and cedar-lined hanging lockers with lights and beveled mirrored doors. The entertainment center has a TV/DVD combo.



The large, carefully laid out dash is capable of housing a tremendous amount of instrumentation and electronics, while two captain's chairs with armrests let you pilot in absolute comfort.

Sea Ray Boats, 2600 Sea Ray Blvd., Knoxville, TN 37914. For information call 1-800-SRBOATS or fax 1-636-326-3282. Internet address: <http://www.searay.com>  
 Note: Not all accessories shown in pictures or described herein are standard equipment or even available as options. Options and features are subject to change without notice. Not all model year boats may contain all the features or meet the specifications described herein. Confirm availability of all accessories and equipment with an authorized Sea Ray dealer prior to purchase. Printed in the U.S.A. July 2003 ©Sea Ray Boats.

# 480 Sedan Bridge

2004



## FEATURES

- Lower cabin area features master stateroom, guest stateroom with full-size bed and starboard stateroom with twin bunks.
- Dinette table with seating for four and 360° panoramic view while dining and cruising.

## SEA RAY SPORT YACHTS 2004 480 SEDAN BRIDGE

Overall length		
w/std. swim platform	51' 2"	15.6 m
Beam	15' 3"	4.65 m
Draft (Inboards)	45"	114.3 cm
Dry weight	40,400 lbs	18,325 kg
Fuel capacity	500 gal	1,892.5 L
Water capacity	140 gal	530 L
Holding tank	68 gal	257.4 L
Dead rise	15°	15°

*Sea Ray*



# 480 Sedan Bridge

2004

## Features and Standard Equipment

### HULL & DECK FEATURES

Bottom Paint  
Bow Rail, 316 Stainless Steel w/Welded Stanchions, Intermediate Rails & Life Lines  
Canvas Colors (Navy, Green, Tan, Black)  
Cleats, Custom Sea Ray® Thru-Bolted - Stainless Steel (10)  
Deck Fill Plates, Stainless Steel  
Deck Rails, 316 Stainless Steel  
Foam-Filled Under Floor Areas  
Gel-Coat, Arctic White  
Graphics, Striping  
Handrails, 316 Stainless Steel  
Hatch, Deck Vent - Translucent w/Locks & Sky Screen Cover (20x20)  
Light, Stern  
Lights, Navigation  
Portlights, Stainless Steel (4 Fixed, 6 Opening)  
Resin, High-Performance Vinyloster  
Rub Rail, PVC w/Stainless Steel Insert  
Storage, Transom Wall - Fenders & Gear  
Stringer System, Fiberglass Hatman  
Swim Platform, Extended w/Concealed Stainless Steel  
Three-Step Swim Ladder w/Integral Grab Handle  
Thru-Hull Fittings, Color-Coordinated  
Toe Rail, Molded Fiberglass - Deck  
Vent System, Engine Room - Integral  
Windows, Deck Side w/Opening Vent Windows  
Windshield, Bridge Venturi - Aluminum-Framed  
Windshield, Tempered/Tinted Curved Glass

#### Canvas (Sunbrella®):

Aft Curtain  
Bridge Enclosure  
Canvas Storage Bag  
Windlass Cover  
Windshield Shades, Mesh

#### Windlass System:

Anchor, Galvanized  
Anchor Chute, Stainless Steel  
Anchor Rope/Chain Storage w/Hatch  
Anchor Washdown Spigot w/Hose  
Windlass, Rope/Chain w/Foot Switches (Lofrans Progress II)

#### Certifications:

Meets Applicable USCG & ABYC Standards  
NMMA Certification

### COCKPIT FEATURES

Carpet Liner, Snap-In  
Door, Cabin Entry (Sliding & Lockable) w/Screen - Stainless Steel  
Door, Transom  
Floor Liner, Fiberglass - Self-Bailing  
Handrails, 316 Stainless Steel  
Hatch, Engine Service - Gas-Assisted  
Lighting, Indirect  
Outlet, 120V GFI Protected  
Rod Holders (2)  
Seating, Aft Bench w/Fiberglass Storage Base (Removable)  
Steps, Molded Deck Access  
Storage, Aft Coaming w/Fiberglass Bins  
Storage, Side Panels

### BRIDGE FEATURES

Beverage Holders (6)  
Carpet Liner, Snap-In  
Control Station w/Windscreen (Located in Center Bridge)  
Handrails, 316 Stainless Steel  
Hardtop, Fiberglass (20x20) Hatch w/Sky Screen Cover, Stainless Steel Grab Rails & Overhead Lighting w/Electronic Dimmer  
Hatch, Bridge Access  
Lighting, 12V  
Outlet, 12V Accessory  
Outlet, 120V GFI Protected  
Refrigerator, 120V  
Seating, Helm (2) - Custom Euro-Style w/Flip-Up Thigh-Rise Bolsters, Armrests & Heavy-Duty Pedestals w/Slides, Swivels & Pneumatic Vertical Adjustments  
Seating, U-Shaped w/Storage Below - Forward  
Ship's Bell  
Steps, Molded Bridge Access w/Storage Below  
Stereo, 12V AM/FM Single CD, Satellite-Ready w/6-Disc CD Changer, Amplifier, Subwoofer, Speakers (6) & Digital Cockpit/Bridge Remote Controls (Clarion®)  
Storage, Chart Drawer (Chart Tube will be in lieu of Chart Drawer if Bridge A/C is also ordered)  
Table, Bridge w/Sun Pad Filler Cushions - Bow  
Wet Bar w/Sink, Faucet, Stainless Steel Handrail, Trash Receptacle & Storage Cabinet - Port Forward

### CABIN FEATURES

Carbon Monoxide Monitors  
Carpet, Deep-Pile BCF - 44-Ounce  
Carpet Runners, Interior (Sunbrella®)  
Handrails, Elliptical Stainless Steel  
Interior Finish - Blossom Cherry (also available in Natural Maple)  
Lighting, 12V Halogen  
Lighting, 12V Indirect  
Lighting, 120V  
Outlet, 12V Accessory  
Outlets, 120V GFI Protected  
Outlets, Phone  
Outlets & Switch Plates - Satin Nickel Finish  
Pillows, Accent  
Shades, Fabric Day/Night w/Drape Trim  
Storage, In-Floor  
Wood Trim, Handcrafted

#### Salon:

Entertainment Center  
- Stereo, 12V Double Din AM/FM Digital Cassette & Single CD w/6-Disc CD Changer, Amplifier & Speakers (6) (Clarion®)  
- Storage, Cabinet - CD & Videotapes  
- TV, 24" w/Remote, Coax Outlet & Gain Control Panel (Sony® Wega)  
- VCR/DVD  
Seating, Barrel Chairs (2)  
Seating, L-Shaped Sofa w/Electrically Operated Slide-Out Bed (Ultraleather HP™)  
Storage, Cabinets - Starboard  
Table, Dining/Cocktail (Movable - Folding Leaf) - Hi-Lo w/Stools

#### Dinette:

Seating, Opposing Dinette w/Storage Below  
Table, Dinette

#### Galley:

Coffemaker, 120V (Spacemaker™)  
Countertop, Molded Fiberglass w/Granite-Colored Gel-Coat, Sink, Single-Lever Grohe® Faucet & Corian® Sink Cover  
Flooring, Wood  
Lighting, Dual-Voltage - 120V/12V  
Microwave/Convection Oven, 120V  
Power Vent, 12V  
Refrigerator & Freezer w/Icemaker (Sub Zero®)  
Storage, Bottle  
Storage, Drawers w/Cutlery Insert  
Storage, Upper & Lower w/Designated Plate, Glass & Bottle Storage  
Stove, 240V Flush-Mount Three-Burner w/Stainless Steel Safety Rail  
Trash Receptacle w/Chute & Corian® Cover

#### Master Stateroom:

Bed, Full-Size w/Innerspring Mattress, Pillows, Sheets (2 Sets), Coordinated Spread & Drawer Storage Below w/Gas-Assisted Hatch  
Door, Privacy  
Hanging Lockers (2) - Full-Length Cedar-Lined w/Lights & Beveled Mirrored Doors  
Mirrored Rope Locker Bulkhead  
Storage, Gunwale Cabinets  
TV/DVD Combo, 13" - 120V w/Remote & Coax Outlet

#### Master Stateroom Head/Shower:

Clothes Hook  
Door, Privacy - Access from Master Stateroom  
Handrails, Stainless Steel  
Head w/Fiberglass Settee Lid (VacuFlush®)  
Power Vent, 12V  
Shower w/Seat, Adjustable Shower Wand & Circular Acrylic Door  
Storage, Cabinet - Upper  
Storage, Medicine Cabinet - Mirrored  
Vanity w/Corian® Countertop, Sink, Grohe® Faucet & Storage Below

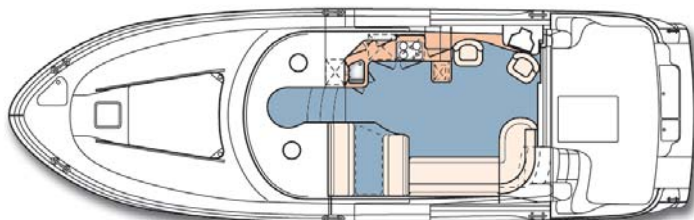
#### Port Stateroom:

Bed, Full-Size w/Innerspring Mattress, Pillows, Sheets (2 Sets), Coordinated Spread & Drawer Storage Below w/Gas-Assisted Hatch  
Door, Privacy  
Hanging Locker, Cedar-Lined w/Light & Beveled Mirrored Door  
Mirrors, Wall Accent  
Skylight, Circular  
Storage, Drawers  
TV/DVD Combo, 13" - 120V w/Remote & Coax Outlet

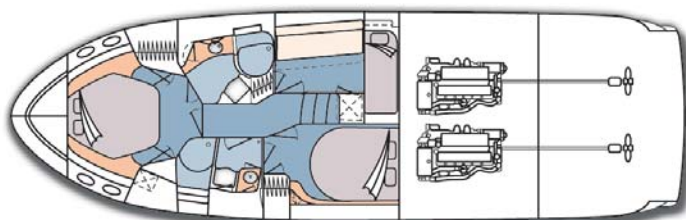
#### Starboard Stateroom:

Bed, Aft Bunk w/Pillows, Sheets & Coordinated Spread  
Mirrors, Wall Accent  
Seating, Sofa w/Drawer Storage Below - Converts to Twin Bunk w/Pillows, Sheets & Coordinated Spread  
Skylight, Circular  
Storage, Upper & Lower Cabinets

NOTE: Boats which are ordered with 220V/50 Cycle Electrical Systems will be installed with the appropriate appliances in the corresponding voltage.



Upper Cabin/Cockpit Layout



Lower Cabin Layout

### **Guest Head/Shower:**

Clothes Hook  
Door, Privacy - Access from Hallway  
Door, Privacy - Access from Port Stateroom  
Handrails, Stainless Steel  
Head w/Fiberglass Settee Lid (VacuFlush®)  
Power Vent, 12V  
Shower w/Seat, Adjustable Shower Wand & Bifold Door  
Storage, Cabinet - Upper  
Storage, Medicine Cabinet - Mirrored  
Vanity w/Corian® Countertop, Sink, Grohe® Faucet & Storage Below

## **TECHNICAL**

### **Control Station:**

Alarms, Engine - Oil, Water & Transmission Oil  
Alarms, High-Water - Bilge & Cabin  
Compass  
Emergency Engine Stop  
Emergency Start System - Engines  
Horns, Air (Concealed) - Dual Trumpet  
Instrument Panels - High-Gloss Burl  
SmartCraft™ Diagnostics:  
- Instrumentation, Custom Sea Ray® SmartCraft  
4-in-1 Multigauges (2) w/Low-Glare Blue Night  
Lighting & Chrome Bezels (Includes:  
Fuel Level, Oil Pressure, Voltmeter,  
Water Temperature)  
- SmartCraft System View (Includes: Air &  
Water Temperature, Combined Fuel Flow/  
Range, Depth, Engine Alarms/Hourmeters,  
Engine Synchronizer, GPS Interface,  
System Maintenance Records)  
Steering, Power-Assisted  
Steering, Tilt Wheel  
Steering Wheel, Wood-Accent  
Switch Panel (Backlit) - High-Gloss Burl  
Switches, Illuminated Weatherproof Rockers &  
Dimmer Control  
Systems Monitor, Digital LCD - for Engine Diagnostics &  
Pump Monitoring

### **Electronics:**

Electronics Circuit, 50 Amp/12V  
GPS (Raymarine RayNav 300 GPS)  
w/WAAS Differential Sensor  
Hailer Speaker (for Ray 230 VHF)  
VHF Radio (Raymarine 230)  
w/Remote Speaker & 8' Fiberglass Antenna

### **Electrical Systems:**

Batteries, 8-D w/Boxes (2) & Group 27 for Genset (1)  
Battery Charger/Converter, 120V/50 Amp/12V  
Battery Charger Overcurrent Protection  
Isolators, Galvanic (2)  
Panel, Circuit Breaker - Remote  
Panel, DC Main Breaker  
Panel, Main Distribution - AC  
Panel, Main Distribution - DC  
Shore Power, Cablemaster (Glendinning)  
50 Amp/240V/60 Cycle w/75' Cords & Wireless Remote  
(Glendinning Cablemaster is not available  
w/220V/50 Cycle)  
Transformers, Shore Power Isolation -  
50 Amp/120V/60 Cycle

TV/Phone Inlet w/TV Antenna, TV Shore Cord &  
Phone Shore Cord  
Wiring, Color-Coded w/Chafe Protection

### **Generator:**

Remote Start w/Muffler, Freshwater Cooling, Fuel Filter,  
Seacock & Seawater Strainer  
240V  
13.5 kW Onan® Diesel  
(Generator manufacturer and size may vary due to  
product availability.)

### **Air Conditioning/Heating:**

Zone-Controlled Reverse-Cycle System  
(38,000 BTU)  
Custom Integral Vent System

### **Engine Room:**

Bilge Pumps, 12V Automatic (2)  
Bilge Pumps, 12V Automatic High-Water  
(1 Bilge, 1 Cabin)  
Blowers, 12V Bilge (2)  
Engine Drip Sumps  
Exhaust, Power Pac/Lift System Mufflers  
Fire Suppression System - Automatic w/Manual Pull  
Freshwater Cooling  
Gel-Coated Engine Room, Oyster  
Insulation, Engine Room - 2" w/Vinyl Barrier  
Ladder, Stainless Steel - Removable  
Lighting, 12V  
Oil Changer System - Engines, Transmissions &  
Generator  
Synchronizer, Engines

### **Fuel System:**

Crossover Fuel System  
Fuel Filters (3) (Racor®)  
(2) 75-1000MAX for Engines  
(1) 500MA for Generator  
Fuel Lines, USCG - Type A-1  
Fuel Tanks, Aluminum w/Anti-Siphon Valves &  
Electric Sending Units (2)

### **Water System:**

Freshwater Hose & Spigot - Engine Room  
Freshwater Washdown Spigot  
Pressure Water System w/Dual 12V Pumps  
Shower, Cockpit - Hot & Cold  
Water Heater, 240V (18-Gallon)  
Water Inlet, Dockside  
Water Tank (140-Gallon)

### **Waste Systems:**

Central Drain System  
Head System (VacuFlush®)  
Holding Tank Level Indicators - MDP & Heads  
Holding Tank w/Dockside Pump-Out (68-Gallon)  
Sump Box w/Pump - Automatic

### **Underwater Gear:**

Bonding System w/Zinc Hull Plate  
Propeller Shafts, 2 1/2" Stainless Steel (2) - Aquamet 22  
Propellers, Nibral 4-Blade Cup  
Rudders, Manganese-Bronze w/Stainless Steel Posts  
Seacocks on all Underwater Fittings  
Seawater Strainers  
Shaft Logs, Dripless w/Extra Seal Carrier Kit  
Struts, Manganese-Bronze  
Trim Tabs, Hydraulic

## **STANDARD PROPULSION**

T-Cummins MerCruiser® QSM-11 Diesel Inboards  
(T-640 hp - 477 kW)

## **Options/Accessories**

## **OPTIONAL PROPULSION**

### **Twin Diesel Inboards:**

T-MAN 2876LE4 I6  
(T-670 hp - 500 kW)

## **GENERATOR OPTION**

**Includes Remote Start w/Muffler, Freshwater  
Cooling, Fuel Filter, Seacock & Seawater  
Strainer**

220V/50 Cycle (Int'l)

11.0 kW Onan® Diesel

(Generator manufacturer and size may vary due to  
product availability.)

## **RAYMARINE ELECTRONICS OPTIONS**

Autopilot (Raypilot ST-7001+)

Radar, RL80C Plus w/Open Array

Radar, RL80CRC Plus w/Built-In Raychart & GPS  
(10" Color LCD w/4 kW Open Array)

## **INDIVIDUAL OPTIONS**

Air Conditioning/Heating - Bridge, 240V  
(24,000 BTU)

Bow Thruster

Bridge Enclosure - Rigid Glass

Canvas, Dash Cover

DSS Satellite TV System

Electronics Box

Flooring, Teak - Cockpit

Flooring, Wood - Dinette

Generator Sound Shield

Gray Water System

Live Baitwell System

Macerator w/Seacock Interlock System

Propellers, Spare w/Holders (Pair)

Satellite Radio Hookup (12V)

Sea Ray® Navigator, 10.4" PC Chartplotter

w/Sunlight Viewable Touch Screen LCD

Spotlight w/Dual Halogen Bulbs - Remote-Controlled

Stereo, Bose® Lifestyle 35/DVD w/Acoustimass

- Forward Stateroom

Sun Pad, Forward Deck - Recessed

Swim Platform, Hydraulic Marine Lift

w/Wireless Remote

Table, Cockpit - Fiberglass

Transformer, Shore Power Isolation Boost -

50 Amp/240V/60 Cycle

Vacuum System, Central - 120V/60 Cycle (Beam®)

Washer/Dryer Combo, 120V

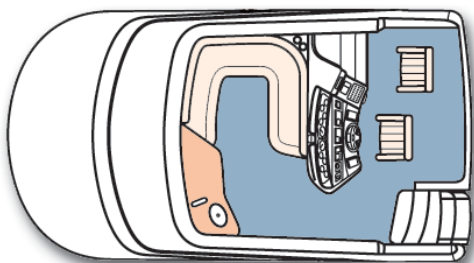
Windlass, All-Chain (in lieu of Std. Rope/Chain)

(Lofrans Progress II)

Yacht Flag & Flag Pole

CE Option

NOTE: Boats which are ordered with 220V/50 Cycle Electrical Systems will be installed with the appropriate appliances in the corresponding voltage.



**Bridge Layout**