

[< Back](#)

## Velvet Drive 71C & 72C Horsepower Ratings

### Service Classifications:

**Pleasure craft:** Full throttle used approximately 5% of total running time. Typical cruising is at 80% or less of maximum rated engine speed. Engine running time is 400 or less hours per year. Applications in boats designed as pleasure craft and used for commercial use, such as charter boats or party fishing boats, are considered light duty commercial applications.

**Light duty commercial:** Full throttle used approximately 5% of total running time. Longer running periods with throttle setting at 75% or less of maximum rated engine

speed. Engine running time is up to 1500 hours per year. Light duty commercial applications include sport fisherman boats, party fishing boats, crew boats, search & rescue boats, and patrol boats.

**Heavy duty commercial:** Full throttle used up to approximately 5% of total running time. Longer running periods up to 80% of maximum rated engine speed. Engine running time is up to 2500 hours per year. Heavy duty applications include towboats, heavy supply boats, ferries, and offshore fishing trawlers.

### Important Notes:

**System torsionals:** System related noises or vibrations can occur at low engine speeds. They can cause gear rattle and result in damage to the boat engine as well as the transmission. Velvet Drive Transmissions, a Division of Regal-Beloit Corporation is not responsible for total system-related torsionals of this type.

**Specifications:** All specifications and descriptive data shown are nominal and subject to change without notice.

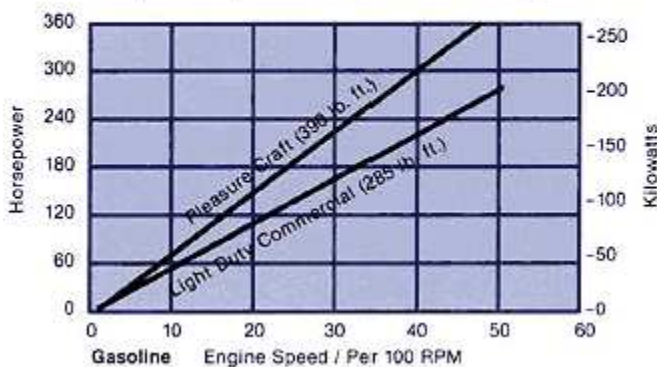
**Lubrication:** Dexron IIE, Dexron III, or any transmission fluid which meets Detroit Diesel Allison C-4 specification are recommended for use in all Velvet Drive® transmissions.

**Applications:** Matching of engine, transmission model, transmission ratio and propeller size is important. The combination must allow the engine to obtain maximum rated engine RPM. Specific applications should be referred to Velvet Drive® transmission distributors for assistance.

## 71C Horsepower Ratings

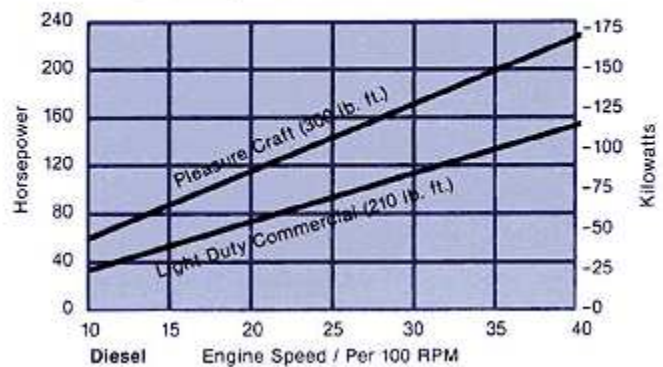
### SERIES 71C

(Assembly numbers 10-04 and 10-17)



### SERIES 71C

(Assembly numbers 10-04 and 10-17)



# 72C Horsepower Ratings

## Model 72C Ratings:

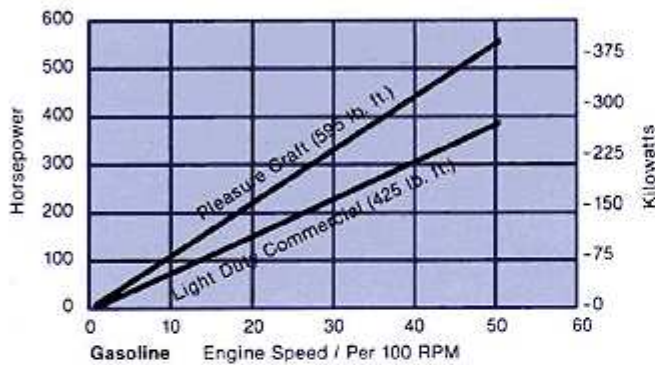
This model is broken into three groups of assemblies. Below are listed the Model 72C assemblies available and the proper set of rating charts applicable to each assembly. Charts are located on back cover of brochure.

Assembly No.	Description	Chart Applicable
10-05-000-002	V-Drive 1.99:1 ratio	A
10-05-000-003	V-Drive 1.99:1 ratio	C
10-05-000-004	V-Drive 2.49:1 ratio	C
10-05-000-005	V-Drive 2.49:1 ratio	B
10-05-000-010	V-Drive 1.51:1 ratio	B
10-05-000-011	V-Drive 1.51:1 ratio	B
10-05-000-012	V-Drive 1.21:1 ratio	B
10-05-000-013	V-Drive 1.21:1 ratio	B

Assembly No.	Description	Chart Applicable
10-18-000-002	In-Line 1:1 ratio	A
10-18-000-004	In-Line 1.52:1 ratio	B
10-18-000-106	In-Line 1.88:1 ratio	B
10-18-000-007	In-Line 2.10:1 ratio	B
10-18-000-008	In-Line 2.10:1 ratio	B
10-18-000-010	In-Line 2.57:1 ratio	A
10-18-000-012	In-Line 2.91:1 ratio	A
10-18-000-014	In-Line 1:1 ratio	A

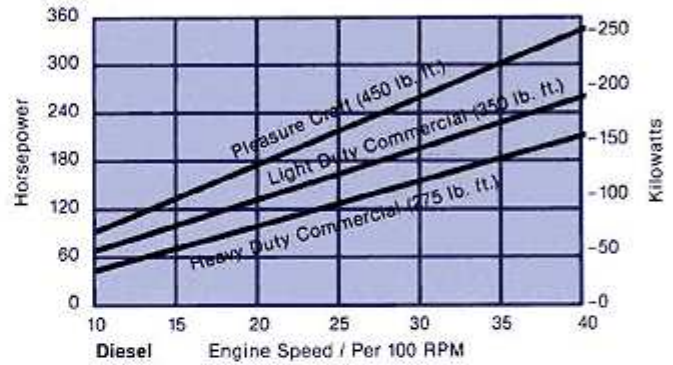
### SERIES 72C (Group A)

(Assembly numbers 10-05 and 10-18)

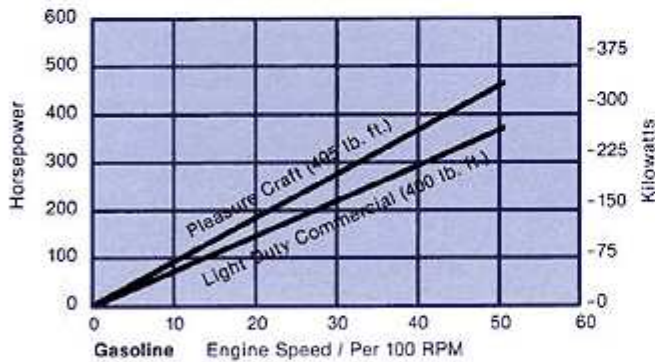


### SERIES 72C (Group A)

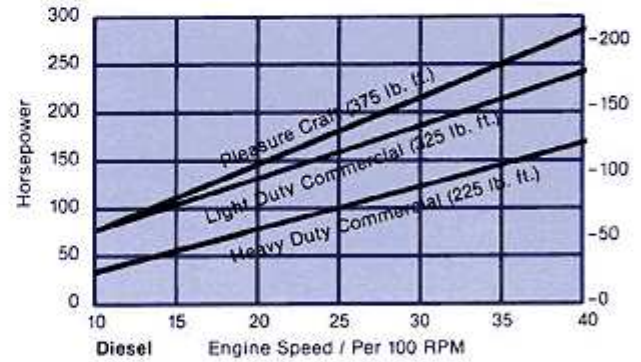
(Assembly number 10-05 and 10-18)



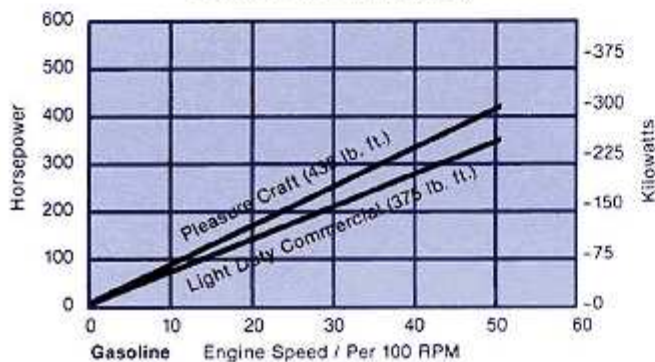
### SERIES 72C (Group B)



### SERIES 72C (Group B)



### SERIES 72C (Group C)



### SERIES 72C (Group C)

