

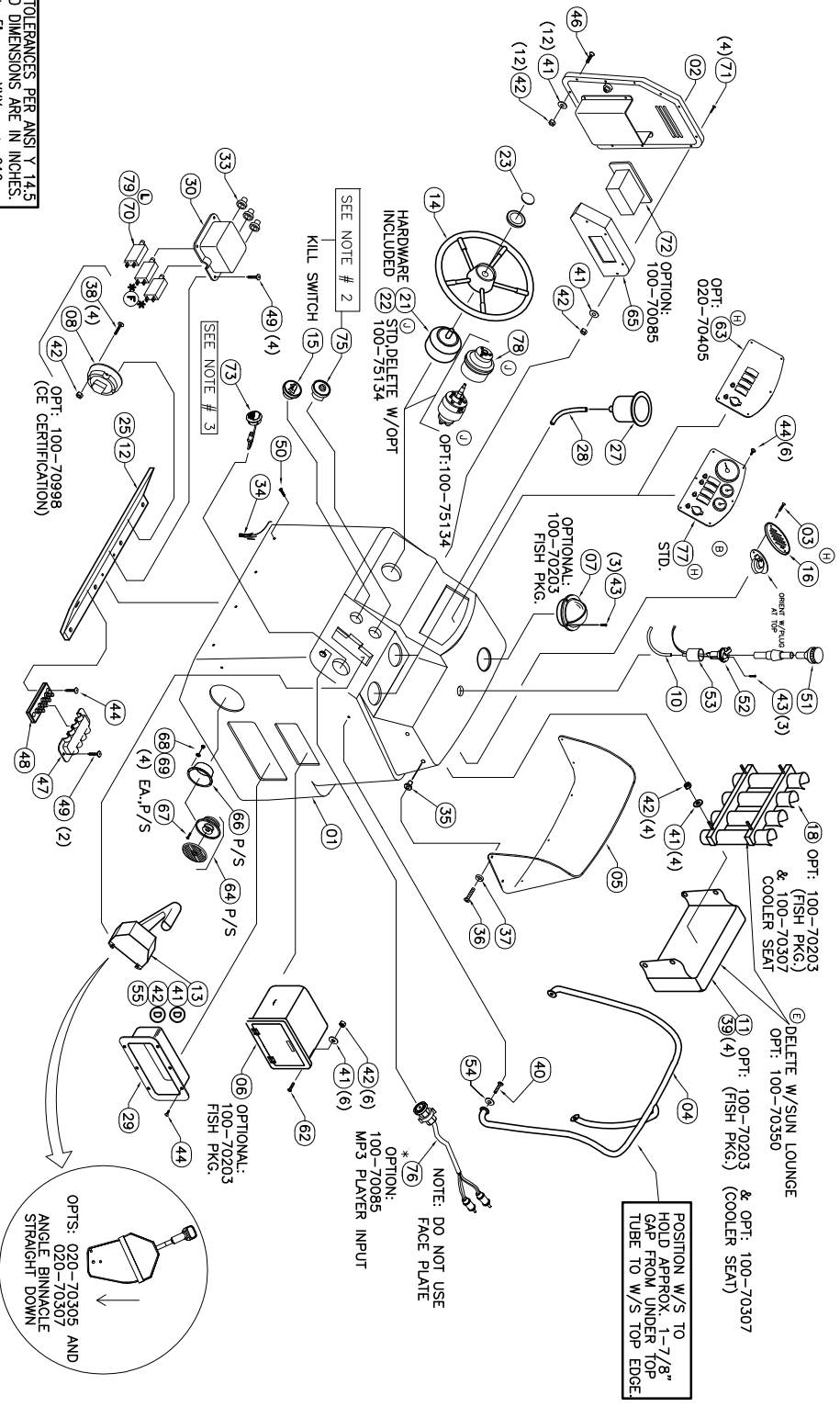
THIS DOCUMENT IS THE PROPERTY OF BOSTON WHALER, INC. MFG. DEPT., EDgewater, FLORIDA. ALL RIGHTS ARE RESERVED. THIS DOCUMENT AND INFORMATION CONTAINED MUST NOT BE COPIED OR DISCLOSED TO OTHERS WITHOUT WRITTEN PERMISSION OF BOSTON WHALER, INC.

DWG. NO: 09201
 REV. M
 CURRENT ECD 08125661

NOTES:

1. REFER TO DWG. 01-251 FOR ALL HOSE CUT LENGTHS.
2. DELETE W/OPT 020-70405
3. DRILL WHEN OPT 020-70405 W/100-70005 IS ORDERED
4. ATTACH 18" OF 14 GA BLACK TO STEREO REMOTE BEFORE INSTALLATION.

REVISIONS		BY	DATE	APPVD.	ECN NO.
REV.	DESCR.	JFH	5/02/07	VPK	06093674
E	ADDED: DELETE W/SUN LOUNGE OPT. PG.1 & 3	JFH	5/10/07	VPK	06093674
F	REMOVED #S 31 & 32 FROM PAGE 1, NOTHING CALLED OUT IN BOM.	SLJ	05/23/07	AVM	07054353
G	ADDED ROD HOLDER FASTENER LOCATION, SHEET 3	SLJ	05/19/08	DH	06045165
H	MFG#99 ITEM #16 WAS 1780938, #03 WAS 1008804, DELETED #17 ITEM # 63 WAS 1848341, ITEM # 77 WAS 1837738	TJ	6/25/08	AF	08065331
I	SHIFT COMPONENTS FOR SATELLITE RADIO TO FIT	SLJ	08/04/08	DH	08055274
J	MFG 09, ADDED OPT:100-75134 (HYD PWR STEERING)	TJ	8/7/08	AF	08055218
K	CHANGED PT#574400 TO 1691343	TJ	8/26/08	AF	08085438
L	ADDED ITEM 79 & CHANGED PT#1750593 TO 670497	TJ	1/13/09	AF	08125661
M	CHANGED PT#1010721,1326222,1009810 TO 1008713,1326297, 1260728				



CHECKED: B. GARZA
 APPD: K. RANIERI
 DESIGN: V. KNIGHT
 INT. ENG: M. GATTICA

DATE: 1/30/07
 DATE: 1/31/07
 DATE: 2/1/07
 DATE: 2/5/07

DRAWN: R.DURHAM
 DWG. TITLE: CONSOLE ASSEMBLY
 DATE: 01/23/07
 SCALE: NONE
 BOAT MODEL: 170MT
 MOLD NO.:
 INT. REL. ECN NO.: 06093674
 DWG. NO.: 09201
 SH. NO.: 1 OF 4

INTERPRET DIMENSIONS AND TOLERANCES PER ANSI Y 14.5
 UNLESS OTHERWISE SPECIFIED DIMENSIONS ARE IN INCHES.
 TOLERANCES: ANGLES = ± .5°
 .X = ± .1
 .XX = ± .03
 .XXX = ± .010
 X = ± 1/16
 DO NOT SCALE DRAWING

THIS DOCUMENT IS THE PROPERTY OF BOSTON WHALER, INC. MFG. DEPT., EDGEWATER, FLORIDA. ALL RIGHTS ARE RESERVED. THIS DOCUMENT AND INFORMATION CONTAINED MUST NOT BE COPIED OR DISCLOSED TO OTHERS WITHOUT WRITTEN PERMISSION OF BOSTON WHALER, INC.

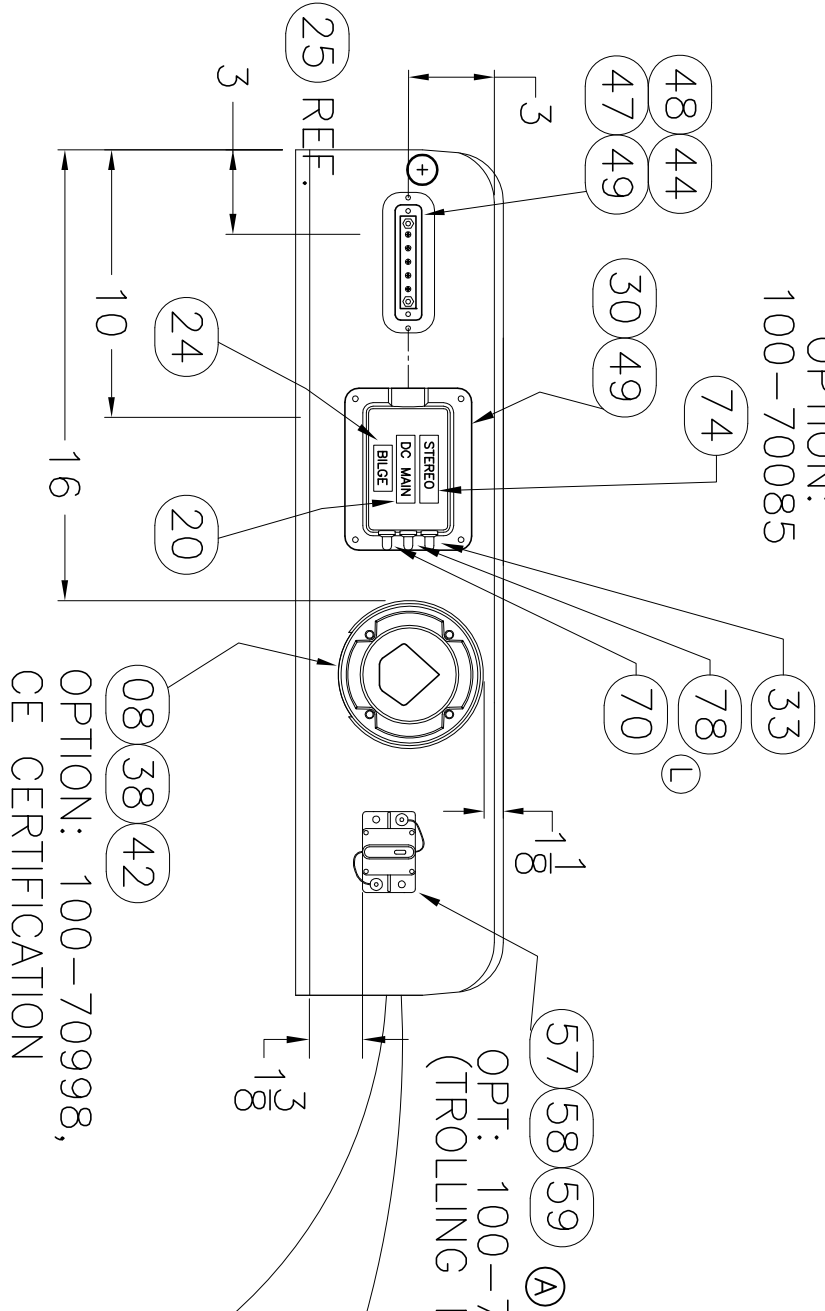
DWG. NO:
09201

REV.:
M CURRENT ECD
08125661

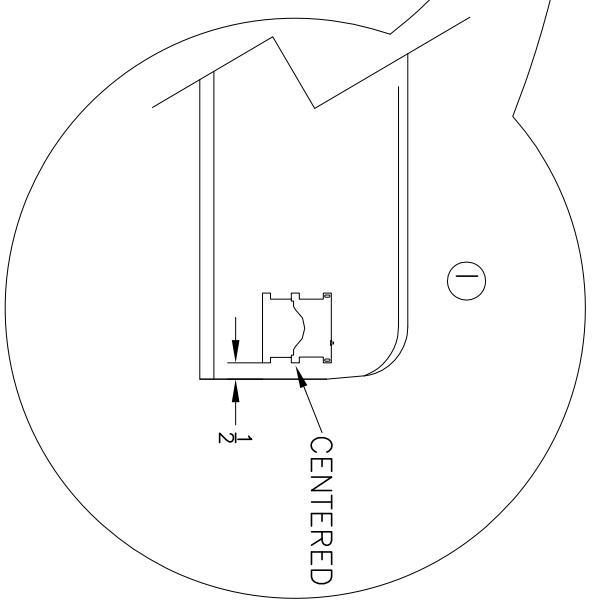
NOTES:

① *SHIFT 3 COMPONENTS TO THE LEFT

OPTION:
100-70085



CONSOLE CLOSEOUT LAYOUT
(VIEW LOOKING AFT, FROM INSIDE CONSOLE)



INTERPRET DIMENSIONS AND TOLERANCES PER ANSI Y 14.5 UNLESS OTHERWISE SPECIFIED DIMENSIONS ARE IN INCHES.
TOLERANCES:
ANGLES = ± .5°
X = ± .1
XX = ± .03
X/ = ± 1/16
DO NOT SCALE DRAWING

DRAWN: **R.DURHAM** DATE: **01/23/07** SCALE: **NONE**
DWG. TITLE: **CONSOLE ASSEMBLY**

BOAT MODEL: **170MT** MOLD NO.:
INIT. REL. ECN NO.: **06093674** DWG. NO.: **09201** SHI. NO.: **2** OF **4**

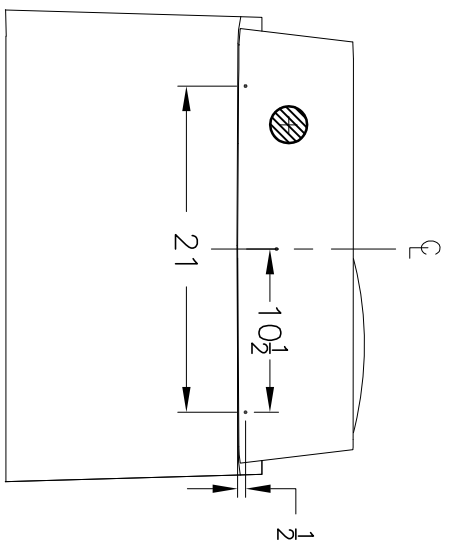
THIS DOCUMENT IS THE PROPERTY OF BOSTON WHALER, INC. MFG. DEPT., EDGEWATER, FLORIDA. ALL RIGHTS ARE RESERVED. THIS DOCUMENT AND INFORMATION CONTAINED MUST NOT BE COPIED OR DISCLOSED TO OTHERS WITHOUT WRITTEN PERMISSION OF BOSTON WHALER, INC.

DWG. NO:
09201

REV. M

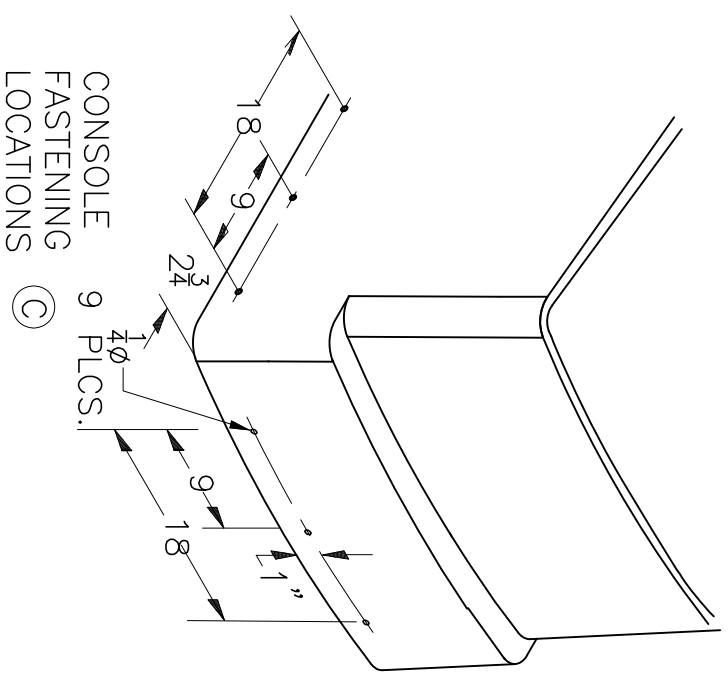
CURRENT ECD
08125661

NOTES:



ROD HOLDER
FASTENING
LOCATION

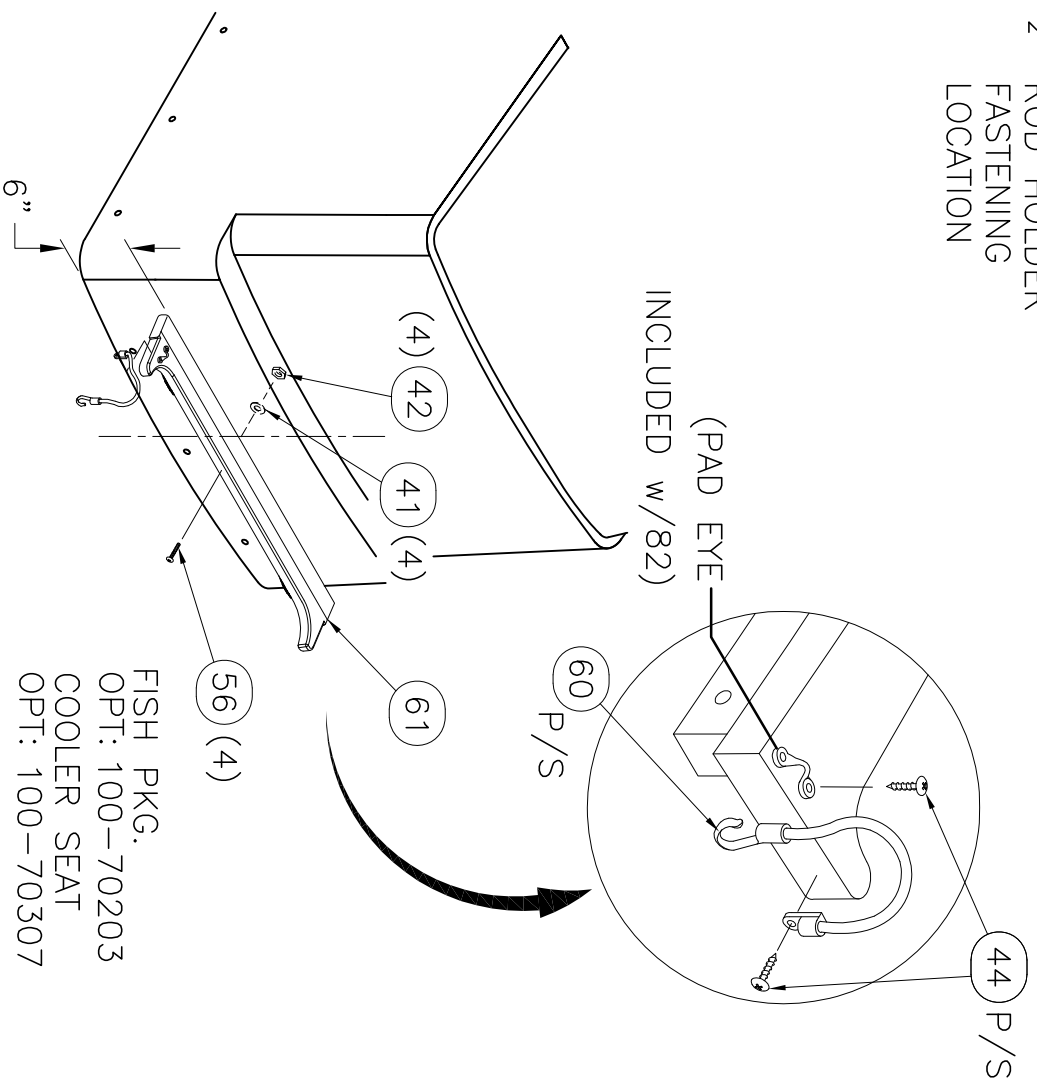
FWD. FACE



CONSOLE
FASTENING
LOCATIONS

(C)

(PAD EYE
INCLUDED w/82)



(E) DELETE W/SUN LOUNGE
OPT: 100-70350

FISH PKG.
OPT: 100-70203
COOLER SEAT
OPT: 100-70307



INTERPRET DIMENSIONS AND TOLERANCES PER ANSI Y 14.5 UNLESS OTHERWISE SPECIFIED. DIMENSIONS ARE IN INCHES. TOLERANCES: ANGLES = ± .5° X = ± .1 XX = ± .03 XXX = ± .010 $\frac{X}{Y}$ = ± 1/16 DO NOT SCALE DRAWING

DRAWN: R.DURHAM DATE: 01/23/07 SCALE: NONE
DWG. TITLE: CONSOLE ASSEMBLY

BOAT MODEL 170MT
INIT. REL. ECN NO: 06093674

MOLD NO. DWG. NO: 09201 SH. NO. 3 OF 4

THIS DOCUMENT IS THE PROPERTY OF BOSTON WHALER, INC. MFG. DEPT., EDGEWATER, FLORIDA. ALL RIGHTS ARE RESERVED. THIS DOCUMENT AND INFORMATION CONTAINED MUST NOT BE COPIED OR DISCLOSED TO OTHERS WITHOUT WRITTEN PERMISSION OF BOSTON WHALER, INC.

DWG. NO: 09201
 REV: M
 CURRENT ECD 08125661

BILL OF MATERIAL

ITEM	QTY.	U/M	DESCRIPTION	B.M.I. NO.
01	1	EA	FIBERGLASS PART, CONSOLE	22-K347-00
02	1	EA	DOOR, HDPE BW160DA/17MTK-06 CNSL	1803646
03	2	EA	SCREW, TAPPING #10A X 1" POH SC	1008507
04	1	EA	RAIL, GRAB BW170MT-02 CNSL SS	1689427
05	1	EA	W/S, BW170MT-02 CNSL CLEAR	1689418
06	1	EA	BOX, PLAS BW-04 TACKLE 2-DRWR WHT	1761591
07	1	EA	COMPASS,FLSHMT 3 7/8" BLK W/ HSE/GREEN LT	1791615
08	1	EA	SWITCH, BATTERY ON/OFF W/O LOCK W/O DISC	0162701
09	1	EA	PANEL, BW170MT-07 MERC ANALOG W/SW-60 ELPT	1848340
10	0	FT	HOSE, PVC CLEAR DRAIN 7/16"	1041490
11	1	EA	CUSH, BW17MTK-05 CNSL ROD HLDR	1781379
12	1	EA	PANEL, HDPE BW170MT-02 CLSOUT CNSL BASE	1690180
13	1	EA	CONTROL, CNSL MNT SGL N/HARNESS GEN II	1752911
14	1	EA	STEERING WHEEL, 15" DIA SS 25DEG	1020197
15	1	EA	ACC PART, MERC SW (SAFETY ASSY)	0882605
16	1	EA	HORN, SGL CONCEALED W/SS GRILL/CONN	1837054
17	1	EA	HORN, GRILL SGL SS OVERLAY SERIES-84400-1	1781252
18	1	EA	ROD HOLDER, BW170MT-02 4-ROD ASSY	1690318
19	0	EA	X	X
20	1	EA	LABEL, BW DC MAIN BREAKER	1075282
21	1	EA	STEERING, HELM NFB SGL	0626143
22	1	EA	STEERING BEZEL 90 DEG SGL	626150
23	1	EA	EMBLEM, BW STEERING WHEEL CAP	1021054
24	1	EA	LABEL, BILGE (LEXAN)	1745123
25	1	EA	PANEL, HDPE BW170MT-08 CLSOUT CNSL LRG	1890729
26	0	EA	X	X
27	2	EA	DRINKHOLDR, PLAS W/DRAIN DEEP XLG SZ BLK	1727419
28	0	FT	HOSE, PVC CLEAR 3/8"	0124347
29	1	EA	BOX, ABS FIRE EXT SHORT WHT	1037555
30	1	EA	BOX, ABS HARNESS	1037530
31	0	EA	X	X
32	0	EA	X	X
33	3	EA	BOOT, RESET BRKR CLEAR	1066547
34	13	FT	TRIM, EDGE WHITE FLEX 'L'-TRIM	1020924
35	7	EA	NUT, WELL	1033422
36	7	EA	SCREW, MACHINE #10-32 x 1-1/4" PFH SC	1010107
37	7	EA	WASHER, FINISH #10 SS	0896258
38	4	EA	SCREW, MACHINE #10-24 X 1.75" PTH SC	1341973
39	4	EA	SNAP STUD, W/#8 X 3/8" PH BR/NI/SS	0203786
40	3	EA	SCREW, CAP #5/16-18 X 1.25" HEX HD SC	1742748

BILL OF MATERIAL

ITEM	QTY.	U/M	DESCRIPTION	B.M.I. NO.
41	30	EA	WASHER, FLAT #10 SC	1260751
42	34	EA	NUT, HEX NYLON LOCK #10-24 SC	1007772
43	6	EA	SCREW, TAPPING #6 x 3/4" POH SC	1008564
44	18	EA	SCREW, TAPPING #8 x 5/8" PTH SC	1010925
45	0	EA	X	X
46	12	EA	SCREW, MACHINE #10-24 x 1.25" POH SC	1008424
47	1	EA	COVER, ABS BW MINIBUSS BLK	1185016
48	1	EA	BUSS BAR, MINIBUSS BAR DC	1324334
49	6	EA	SCREW, TAPPING #8 x 1/2" PTH SC	1008812
50	4	EA	SCREW, TAPPING #8 x 3/4" PFH SC	1008408
51	1	EA	LIGHT, NAV A/R STERN 54" N/BEND	1691343
52	1	EA	LIGHT, NAV STERN BASE RND CHR.	331751
53	1	EA	CAP, DRAINBOOT STERN LIGHT MAST BLK	1042761
54	3	EA	WASHER, LOCK/SPLIT 5/16" SC	1260611
55	4	EA	SCREW, MACHINE #10-24 X 1.25" PPH SC	1008630
56	4	EA	SCREW, MACHINE #10-24 X 1.75" PTH SC	1341973
57	1	EA	BRKR, SURF MNT THERMAL 40AMP SWITCHABLE	1475433
58	2	EA	BOOT, PVC TERM INSUL CAP RED	1689904
59	2	EA	SCREW, TAPPING #10A X 3/4" PTH SC	1008762
60	2	EA	STRAP, COOLER TAMER 7" CNSL MNT	1741035
61	1	EA	HOLDER, HDPE BW17MTK-04 COOLER	1756620
62	6	EA	SCREW, MACHINE #10-24 X 3/4" PTH SC	1008705
63	1	EA	PANEL, BLANK:BW170MT-09 W/SW	1944479
64	2	EA	SPEAKER, COAXIAL 6.5" W/WHT CVR	1690555
65	1	EA	PANEL, HDPE BW160DA/17MTK-06 CLSOUT STEREO	1803648
66	2	EA	COVER, ABS BW-97 SPKR 7 1/8" RAD	1047836
67	8	EA	SCREW, MACHINE #8-32 X 1" PTH SC	1008713
68	8	EA	WASHER, FLAT #8 SC	1326297
69	8	EA	NUT, HEX NYLON LOCK #8-32 SC	1260728
70	1	EA	BRKR, MANUAL RESET 5A	670497
71	4	EA	SCREW, MACHINE #10-24 X 4" POH SC	1812435
72	1	EA	STEREO, AM/FM CD/CHNGR/SIR/XM SAT CMD4A	1854318
73	1	EA	STEREO, REMOTE CNTRL W/DIG DPLY FOR CMD4 BLK	1803894
74	1	EA	LABEL, BN STEREO	1075266
75	1	EA	SWITCH, IGW STEREO	1801954
76	1	EA	VIDEO EQUIPMENT, AUXILIARY INPUT MA-AUX2	1849383
77	1	EA	PANEL, BW170MT-09 MERC ANALOG W/SW	1944480
78	1	EA	STEERING, HELM BAYSTAR (RV10/07)	1935734
79	1	EA	BRKR/SWITCH, PUSH BUTTON 25A ETA	182477



INTERPRET DIMENSIONS AND TOLERANCES PER ANSI Y 14.5 UNLESS OTHERWISE SPECIFIED DIMENSIONS ARE IN INCHES.
 TOLERANCES: ANGLES = ± .5°
 X = ± .1
 XX = ± .05
 XXX = ± .010
 X/4 = ± 1/16
 DO NOT SCALE DRAWING

DRAWN: R.DURHAM
 DWG. TITLE: CONSOLE ASSEMBLY
 DATE: 01/23/07
 SCALE: NONE

BOAT MODEL: 170MT
 MOLD NO.:
 INT. REL. ECN NO.: 06093674
 DWG. NO.: 09201
 SHIT. NO.: 4 OF 4